

# E7120/LED2N128200ST8



## Industrieleuchte • linear

Anwendung : Sport

Gehäuse: eloxiertes Aluminium

Lichtquelle : high power LED • 4000 K

Optik : LED+LENS™ • Polycarbonat (PC) Linse und Cup • mittelbreit strahlend

UGR-Klassifizierung : <=22

Lichtstrom: 19450 lm

Spezifischer Lichtstrom : 128 lm/W

LLMF: 97% @ 50khrs (Tq=25°C)

## Product information

### Mechanische Merkmale

Farbe: eloxiertes Aluminium

Typ : Einzelleuchte

IP: IP40

Umgebungstemperatur: von 5°C bis 35°C •

### Elektrische Ausrüstung

Betriebsgerät: nicht dimmbar

Stromverbrauch : 152 W

Spannung : 220-240V

Frequenz : 50-60Hz AC

Fotobiologische Sicherheit : EN 62471: RISK GROUP 1 UNLIMITED



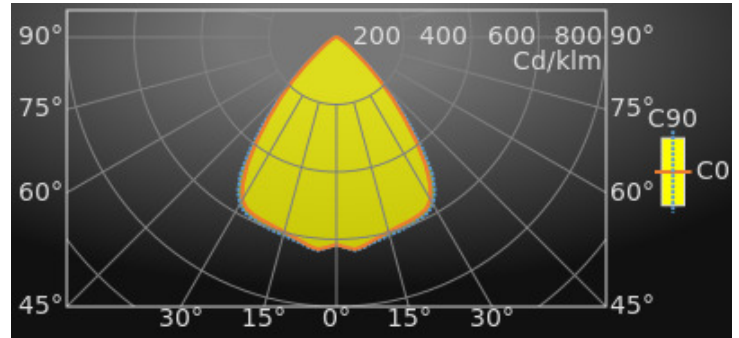
## Leuchtdichte

Lichtstrom : 19450 lm

Spezifischer Lichtstrom : 128 lm/W

UGR-Klassifizierung  $\leq 22$

leuchtende Fläche : 0.17 m<sup>2</sup>



Average Luminances (Cd/m<sup>2</sup>) for 19450lm

Gamma	C0	C30	C45	C60	C90
45°	29125	30863	28986	31205	31237
50°	14324	15209	14236	15642	16664
55°	7699	7590	7273	7965	8390
60°	4493	4694	4438	4801	4802
65°	3167	3320	3098	3313	3438
70°	2513	2599	2480	2605	2714
75°	2127	2199	2105	2276	2288
80°	1795	1935	1787	1960	2108
85°	1231	1535	1231	1542	1739

## Klassifikationen

CIE: 818 / 980 / 997 / 1000 / 1000

CIE FLUXCODE : 0.82 / 0.98 / 1.00 / 1.00 / 1.00

BZ: BZ1

CAE: Symmetrical

DIN: A60 (Nach Arbeitsblatt 7)

DIN\_U:  $\Phi u = 1.00$

DIN\_SU:  $\Phi su = 0.75$

UTE: 1.00 B + 0.00 T



## Lichtstärken in cd

Lifetime Data (Tq=25.0°C)

Time(khrs)	LLMF(%)	Cx(%)
10	99	1
20	99	2
30	98	3
40	98	4
50	97	5
60	96	6

Intensity for 19450lm

Gamma	C0	C45	C90
0°	11974.5	11974.5	11974.5
5°	12290.8	12282.4	12345.0
10°	11937.7	11994.4	12047.7
15°	11634.9	11734.1	11836.7
20°	11446.2	11530.3	11699.5
25°	11305.4	11407.0	11539.3
30°	10837.1	11146.5	11144.4
35°	8942.7	9395.4	9654.6
40°	6014.6	6213.3	6546.9
45°	3583.5	3566.3	3843.3
50°	1602.0	1592.2	1863.8
55°	768.4	725.9	837.3
60°	390.9	386.1	417.8
65°	232.9	227.8	252.8
70°	149.6	147.6	161.5
75°	95.8	94.8	103.0
80°	54.2	54.0	63.7
85°	18.7	18.7	26.4
90°	3.2	4.2	7.0

## UGR-Klassifizierung

Corrected Glare Ratings for a Total Lamp Flux of 19450lm (S = 0.25H)

Ceiling Walls Floor	Room Reflection Factors (%)									
	70	70	50	50	30	70	70	50	50	30
Room Dimensions	Viewed Crosswise					Viewed Endwise				
X = 2H Y = 2H	20.5	22.0	20.8	22.2	22.5	20.5	22.0	20.8	22.3	22.5
Y = 3H	20.4	21.7	20.7	22.0	22.3	20.4	21.7	20.7	22.0	22.3
Y = 4H	20.3	21.5	20.6	21.8	22.1	20.4	21.6	20.7	21.9	22.2
Y = 6H	20.2	21.4	20.6	21.7	22.0	20.3	21.4	20.7	21.7	22.1
Y = 8H	20.2	21.3	20.6	21.6	22.0	20.3	21.4	20.6	21.7	22.0
Y = 12H	20.2	21.2	20.6	21.5	21.9	20.2	21.3	20.6	21.6	21.9
X = 4H Y = 2H	20.3	21.5	20.6	21.8	22.1	20.3	21.6	20.7	21.9	22.2
Y = 3H	20.2	21.2	20.6	21.6	21.9	20.3	21.3	20.6	21.6	22.0
Y = 4H	20.2	21.1	20.6	21.4	21.8	20.2	21.1	20.6	21.5	21.9
Y = 6H	20.2	20.9	20.6	21.3	21.7	20.2	21.0	20.6	21.4	21.8
Y = 8H	20.1	20.9	20.6	21.3	21.7	20.2	20.9	20.6	21.3	21.7
Y = 12H	20.1	20.8	20.5	21.2	21.6	20.2	20.8	20.6	21.2	21.7
X = 8H Y = 4H	20.1	20.8	20.5	21.2	21.7	20.2	20.9	20.6	21.3	21.7
Y = 6H	20.1	20.7	20.5	21.1	21.6	20.1	20.7	20.6	21.2	21.6
Y = 8H	20.1	20.6	20.5	21.1	21.5	20.1	20.7	20.6	21.1	21.6
Y = 12H	20.0	20.5	20.5	21.0	21.5	20.1	20.6	20.6	21.0	21.6
X = 12H Y = 4H	20.1	20.7	20.5	21.2	21.6	20.1	20.8	20.6	21.2	21.6
Y = 6H	20.0	20.6	20.5	21.0	21.5	20.1	20.6	20.6	21.1	21.6
Y = 8H	20.0	20.5	20.5	21.0	21.5	20.1	20.6	20.6	21.0	21.6
UGR Variations with Observer Position for Luminaire Spacings S										
S = 1.0H	+2.6		-5.6			+2.5		-5.8		
S = 1.5H	+4.7		-7.7			+4.7		-7.6		
S = 2.0H	+6.6		-8.6			+6.7		-8.6		



## Colour properties

Correlated Colour Temperature : 4000

Farbwiedergabeindex Ra: 80

## Leuchten-Betriebwirkungsgrad

Utilisation Factors according to IES (%)

	Room Reflection Factors (%)									
Ceiling	80	80	80	50	50	50	30	30	30	0
Walls	50	30	10	50	30	10	50	30	10	0
Floor	20	20	20	20	20	20	20	20	20	0
RCR = 1	109	107	106	103	101	100	99	98	97	91
2	100	96	93	94	92	90	91	89	87	83
3	91	86	83	87	83	80	84	81	79	75
4	84	78	74	80	76	72	78	74	71	68
5	77	71	66	74	69	65	72	68	64	62
6	71	64	60	68	63	59	67	62	59	56
7	66	59	54	63	58	54	62	57	53	51
8	61	54	50	59	53	49	58	53	49	47
9	57	50	46	55	49	45	54	49	45	43
10	53	46	42	51	46	42	50	45	42	40

Utilisation Factors according to LiTG (%)

	Room Reflection Factors (%)									
Ceiling	80	80	80	50	50	50	50	50	30	0
Walls	50	30	50	30	50	30	50	30	30	0
Floor	30	30	10	10	30	30	10	10	10	0
k = 0.60	65	57	62	56	63	56	60	55	55	50
0.80	77	69	72	66	74	68	70	66	65	60
1.00	84	77	78	73	81	75	76	72	71	67
1.25	94	87	86	82	89	84	84	80	80	75
1.50	99	93	90	86	94	89	88	84	84	79
2.00	106	100	94	91	99	95	92	89	88	84
2.50	111	105	98	95	103	99	95	93	92	88
3.00	115	110	100	98	106	103	98	96	95	91
4.00	118	114	102	100	108	105	99	97	96	92
5.00	120	117	103	102	110	108	100	99	98	94

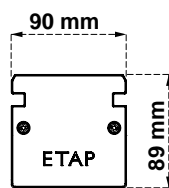
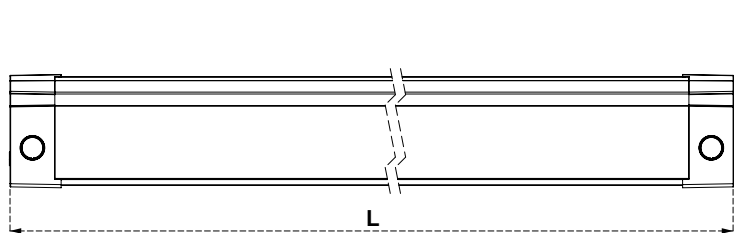
## Zubehör

E7H151 *Einfacher Montagebügel für Deckenmontage, Ballwurfsicher*

E7H152 *Doppelbügel für Deckenmontage, Ballwurfsicher*



## Vermaßte Skizze



CODE	L
E7*/LED1*	1070 mm
E7*/LED15*	1570 mm
E7*/LED2*	2070 mm
E7*/LED3*	3070 mm
E7*/LED4*	4070 mm