


# K9R16/3N-230X5



surface-mounted luminaire • square

housing: powder coated die-cast zamak

light source : LED • 5000 K

optics : lens • acrylic (PMMA)

Lumen output in emergency mode : 280 lm

function: high light level

monitoring: central supply (230V)

photobiological safety: EN 62471: RISK GROUP 1 / RISK GROUP 2

## Product information

### Mechanical properties

dimensions : 152 mm x 152 mm x 32 mm

colour: unpainted: rugged look

IP: IP42

IK: IK04

ambient temperature: 5°C - 35°C •

### Battery

mode of operation : non-maintained

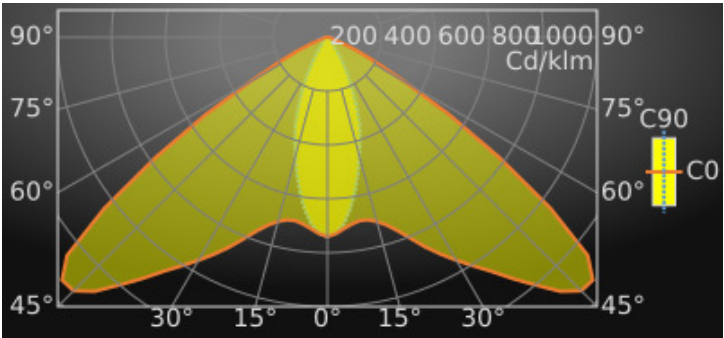
### Electrical properties

power : 3.9 W

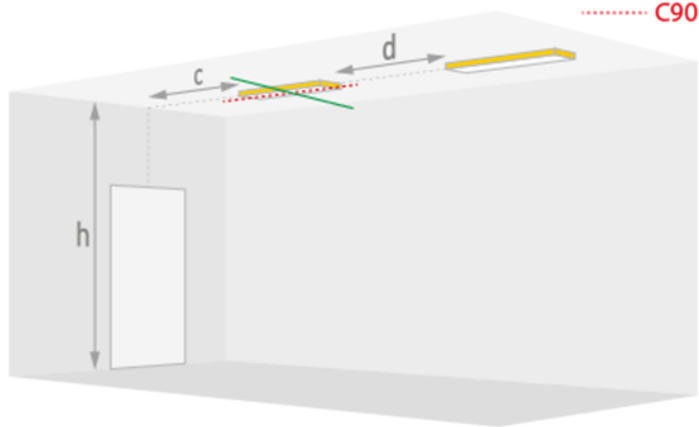
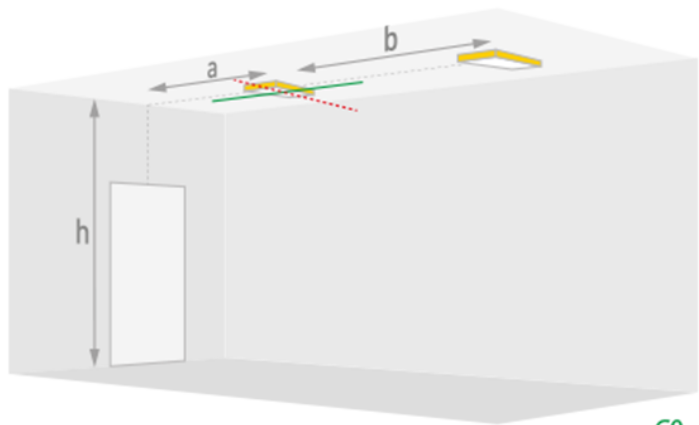
voltage: 220-230V

frequency : 50-60Hz AC/DC

Luminance



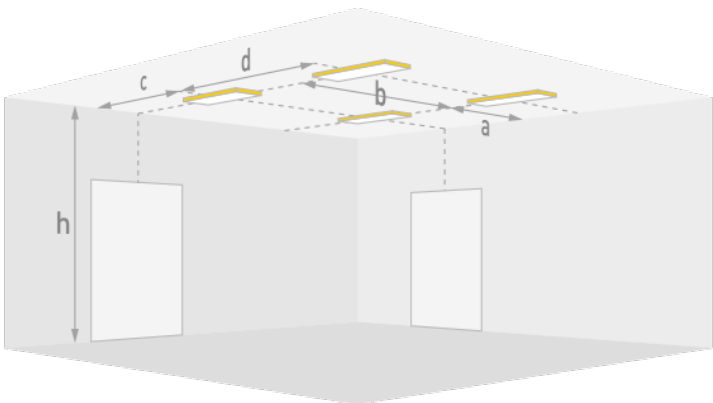
Distance tables: ceiling mounted



— C0  
..... C90

ER Ceiling for 1.0 Lux and 280 lm

H (m)	a	b	c	d
2.6	4.8	10.7	1.9	4.4
2.8	5.1	11.3	2.0	4.6
3.0	5.3	11.9	2.1	4.8
3.5	6.0	13.2	2.3	5.2
4.0	6.6	14.5	2.5	5.7
4.5	7.2	15.8	2.7	6.1
5.0	7.7	17.1	2.8	6.5
6.0	8.7	19.5	3.0	7.3
7.0	9.6	21.7	3.2	7.9
8.0	10.4	23.8	3.3	8.4
10.0	11.6	27.5	3.1	9.0
12.0	10.9	30.6	2.5	9.3



AP Ceiling for 0.5 Lux and 280 lm

H (m)	a	b	c	d
2.6	3.6	8.2	1.6	3.8
2.8	3.8	8.9	1.6	3.9
3.0	4.1	9.4	1.7	4.1
3.5	4.4	10.4	2.0	4.7
4.0	5.3	12.6	2.0	4.7
4.5	5.9	14.4	2.0	4.9
5.0	6.0	15.6	2.1	5.3
6.0	6.5	18.3	2.3	5.9
7.0	7.0	21.0	2.3	6.4
8.0	7.6	24.1	2.1	6.6
10.0	9.0	29.4	1.8	7.0
12.0	14.1	34.2	1.4	7.3

AP Ceiling for 1.0 Lux and 280 lm

<b>H (m)</b>	<b>a</b>	<b>b</b>	<b>c</b>	<b>d</b>
2.6	3.5	8.4	1.3	3.1
2.8	4.0	9.3	1.2	3.1
3.0	3.9	9.5	1.4	3.4
3.5	4.3	11.0	1.5	3.7
4.0	4.5	12.4	1.5	4.0
4.5	4.6	13.4	1.7	4.4
5.0	5.0	15.1	1.6	4.5
6.0	5.7	18.0	1.4	4.7
7.0	6.1	20.5	1.3	5.0
8.0	9.5	23.0	1.1	5.1
10.0	7.1	27.1	0.9	5.6
12.0	5.5	24.3	1.8	7.2

Dimensional drawing

