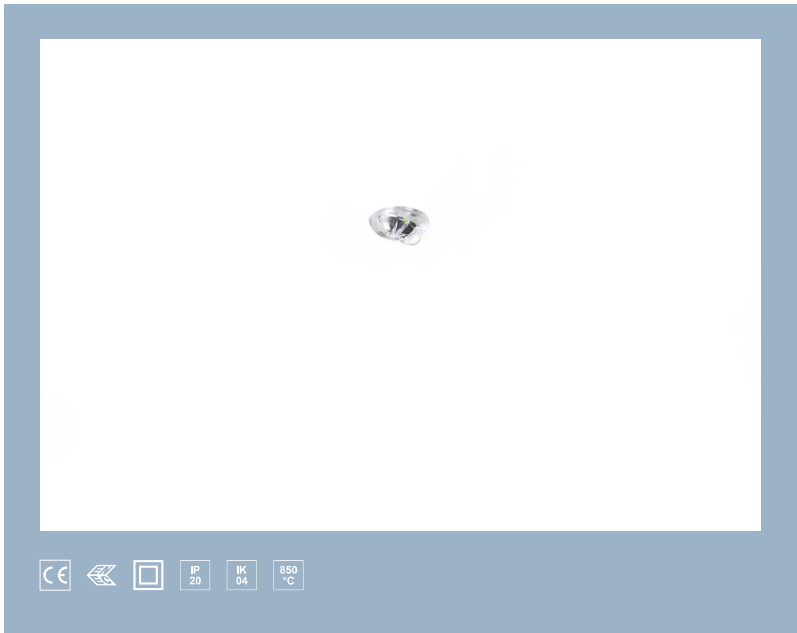


K9R01/3N-230S11



recessed luminaire • round

Application :	General office area's, General healthcare area's
housing:	heat sink in extruded aluminium
light source :	LED • 5000 K
optics :	lens • acrylic (PMMA)
Lumen output in emergency mode :	210 lm
function:	escape route lighting
monitoring:	DALI
photobiological safety:	EN 62471: RISK GROUP 1 UNLIMITED

Product information

Mechanical properties

dimensions :	30 mm x 32 mm
cut-out size :	24 mm x 32 mm
colour:	RAL9003 - signal white
IP:	IP20
IK:	IK04
ambient temperature:	-20°C - 35°C •

Battery

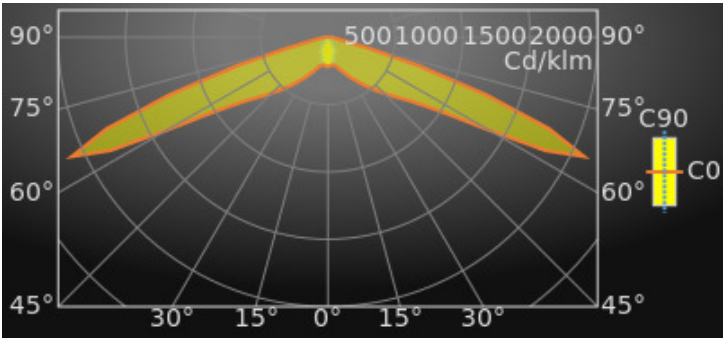
mode of operation :	non-maintained
---------------------	----------------

Electrical properties

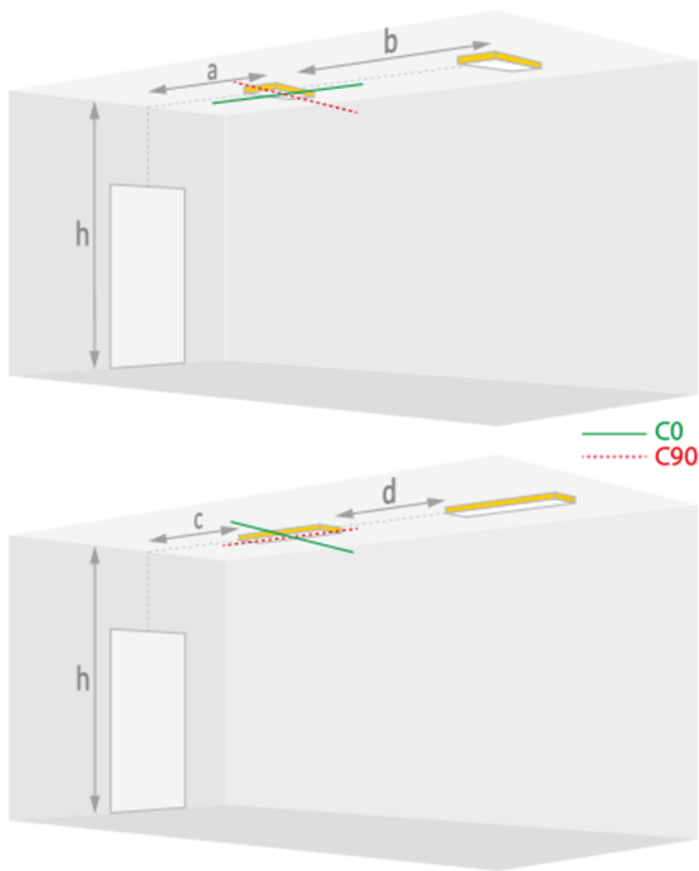
power :	3.4 W
voltage:	220-230V
frequency :	50-60Hz AC/DC

Luminance

luminous flux : 210 lm



Distance tables: ceiling mounted



ER Ceiling for 1.0 Lux and 210 lm

H (m)	a	b	c	d
2.6	7.6	16.7	1.7	3.8
2.8	8.0	17.7	1.8	4.0
3.0	8.4	18.6	1.9	4.2
3.5	9.3	20.8	2.0	4.7
4.0	10.1	22.9	2.1	5.1
4.5	10.9	24.7	1.9	5.6
5.0	11.5	26.5	1.6	5.6
6.0	8.3	29.8	1.3	5.6
7.0	0.4	21.6	0.3	4.8
8.0	---	19.9	---	4.0

Available accessories

K9RH85X1 *Adaptation plate for K5 renovation (RAL9003)*

K9RH85X2 *Adaptation plate for K5 renovation (RAL9006)*

Dimensional drawing

