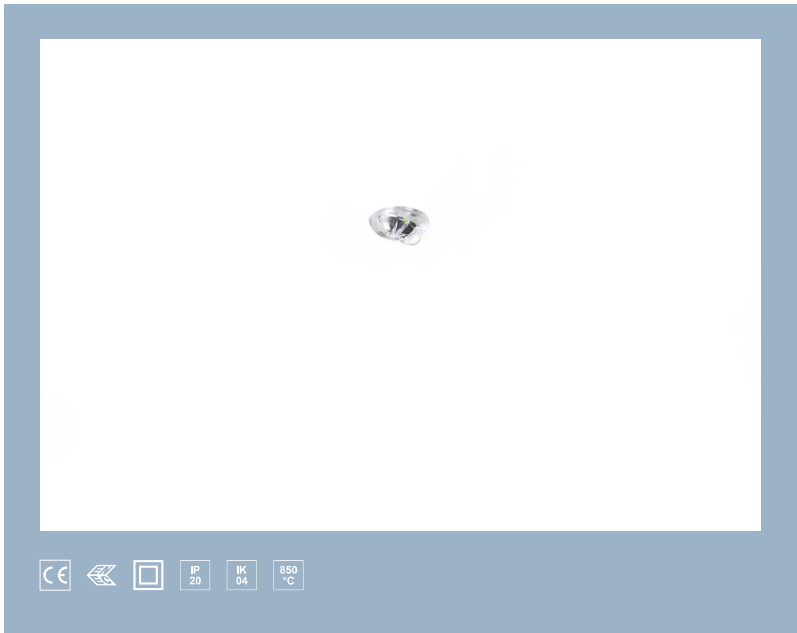


K9R013/3NS11



recessed luminaire • round

- Application : General office area's, General healthcare area's
- housing: heat sink in extruded aluminium
- light source : LED • 5000 K
- optics : lens • acrylic (PMMA)
- Lumen output in emergency mode : 210 lm
- function: escape route lighting
- monitoring: DALI
- photobiological safety: EN 62471: RISK GROUP 1 UNLIMITED

Product information

Mechanical properties

- dimensions : 30 mm x 32 mm
- cut-out size : 24 mm x 32 mm
- colour: RAL9003 - signal white
- IP: IP20
- IK: IK04
- ambient temperature: 5°C - 35°C •

Battery

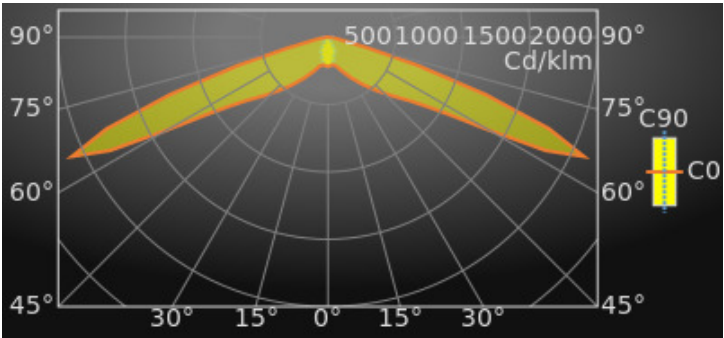
- mode of operation : non-maintained
- Battery: 4 x NiMh 1,2V 1,1Ah
- autonomy : 60 minutes

Electrical properties

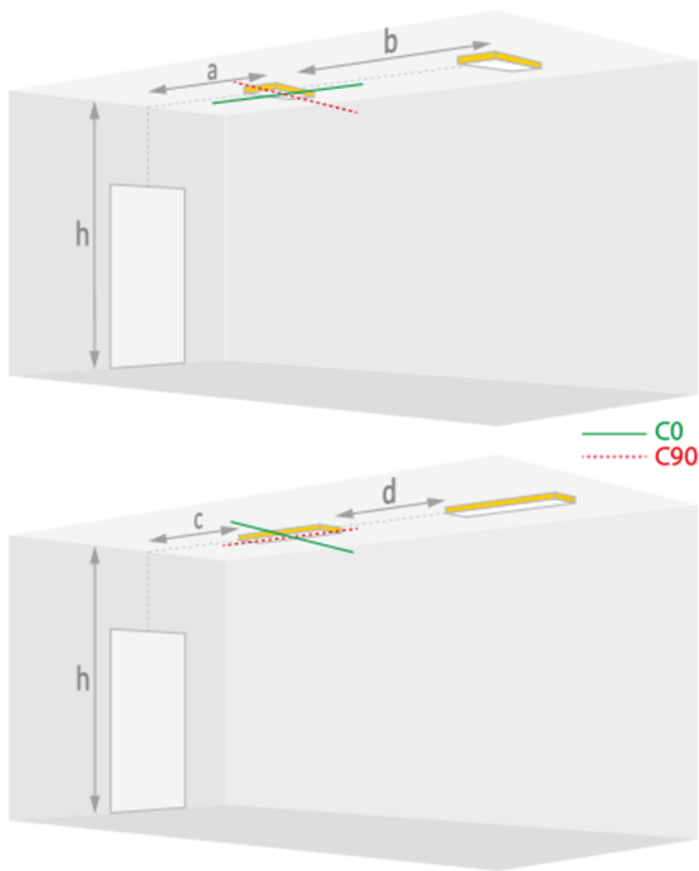
- power : 0.9 W
- voltage: 220-230V
- frequency : 50-60Hz AC

Luminance

luminous flux : 210 lm



Distance tables: ceiling mounted



ER Ceiling for 1.0 Lux and 210 lm

| H (m) | a | b | c | d |
|-------|------|------|-----|-----|
| 2.6 | 7.6 | 16.7 | 1.7 | 3.8 |
| 2.8 | 8.0 | 17.7 | 1.8 | 4.0 |
| 3.0 | 8.4 | 18.6 | 1.9 | 4.2 |
| 3.5 | 9.3 | 20.8 | 2.0 | 4.7 |
| 4.0 | 10.1 | 22.9 | 2.1 | 5.1 |
| 4.5 | 10.9 | 24.7 | 1.9 | 5.6 |
| 5.0 | 11.5 | 26.5 | 1.6 | 5.6 |
| 6.0 | 8.3 | 29.8 | 1.3 | 5.6 |
| 7.0 | 0.4 | 21.6 | 0.3 | 4.8 |
| 8.0 | --- | 19.9 | --- | 4.0 |

Available accessories

K9RH85X1 *Adaptation plate for K5 renovation (RAL9003)*

K9RH85X2 *Adaptation plate for K5 renovation (RAL9006)*

K9RH5 *Test button set*

Dimensional drawing

