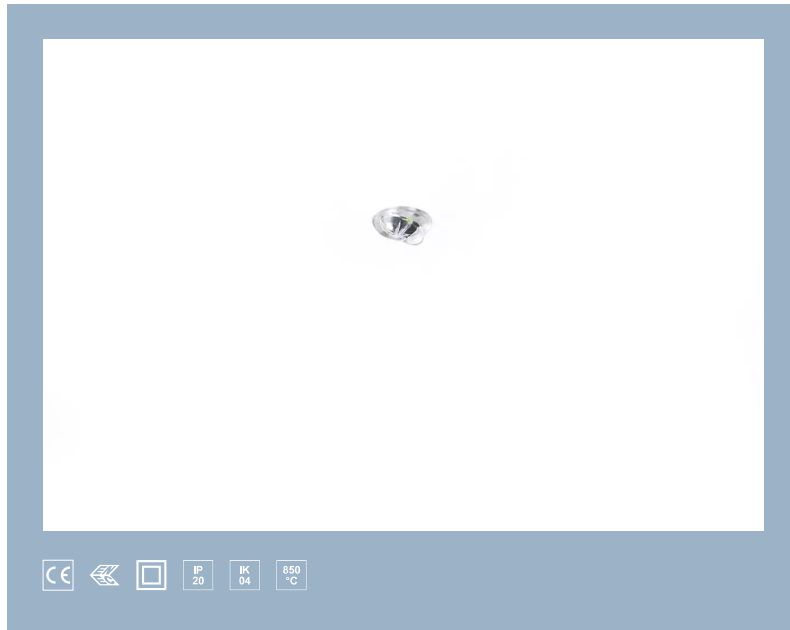


# K9R012/3N



**recessed luminaire • round**

**Application :** General office area's, General healthcare area's

**housing:** heat sink in extruded aluminium

**light source :** LED • 5000 K

**optics :** lens • acrylic (PMMA)

**Lumen output in emergency mode :** 210 lm

**function:** escape route lighting

**monitoring:** EST+ self-test

**photobiological safety:** EN 62471: RISK GROUP 1 UNLIMITED

## Product information

### Mechanical properties

**dimensions :** 30 mm x 32 mm

**cut-out size :** 24 mm x 32 mm

**colour:** RAL9003 - signal white

**IP:** IP20

**IK:** IK04

**ambient temperature:** 5°C - 35°C •

### Electrical properties

**power :** 0.9 W

**voltage:** 220-230V

**frequency :** 50-60Hz AC

### Battery

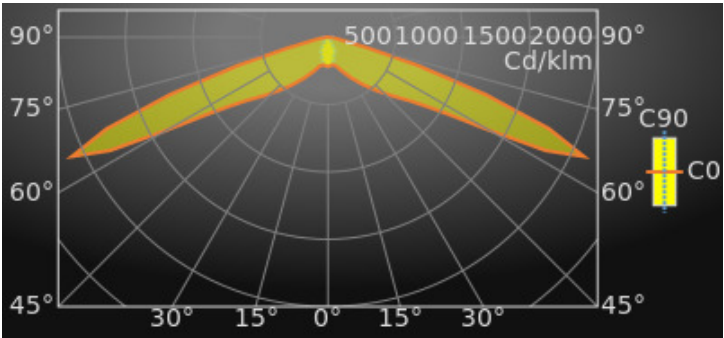
**mode of operation :** non-maintained

**Battery:** 4 x NiMh 1,2V 1,1Ah

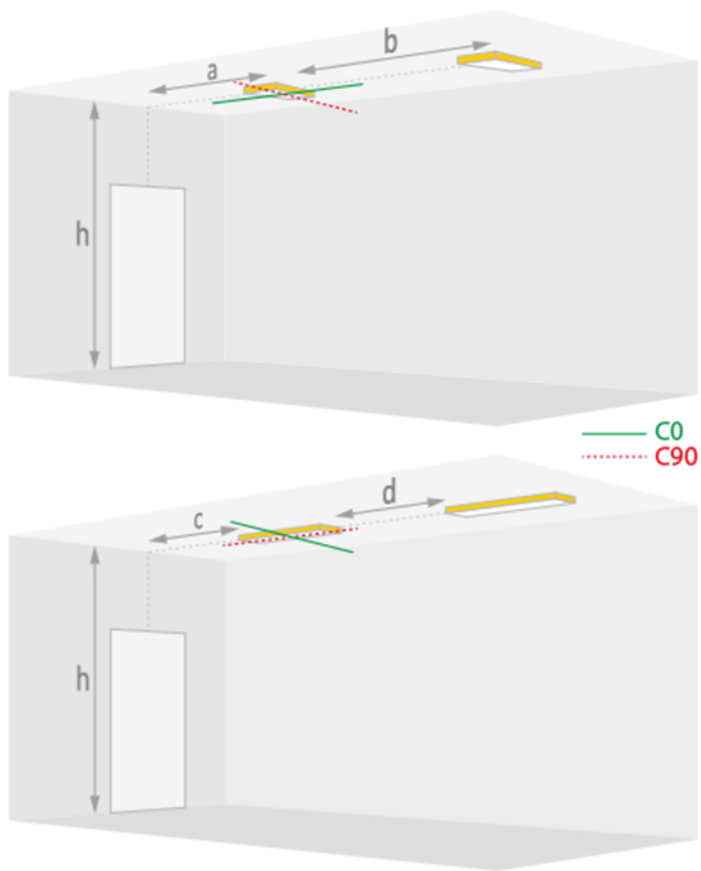
**autonomy :** 60 minutes

Luminance

luminous flux : 210 lm



Distance tables: ceiling mounted



ER Ceiling for 1.0 Lux and 210 lm

H (m)	a	b	c	d
2.6	7.6	16.7	1.7	3.8
2.8	8.0	17.7	1.8	4.0
3.0	8.4	18.6	1.9	4.2
3.5	9.3	20.8	2.0	4.7
4.0	10.1	22.9	2.1	5.1
4.5	10.9	24.7	1.9	5.6
5.0	11.5	26.5	1.6	5.6
6.0	8.3	29.8	1.3	5.6
7.0	0.4	21.6	0.3	4.8
8.0	---	19.9	---	4.0

## Available accessories

K9RH85X1 *Adaptation plate for K5 renovation (RAL9003)*

---

K9RH85X2 *Adaptation plate for K5 renovation (RAL9006)*

---

K9RH5 *Test button set*

---

Dimensional drawing

