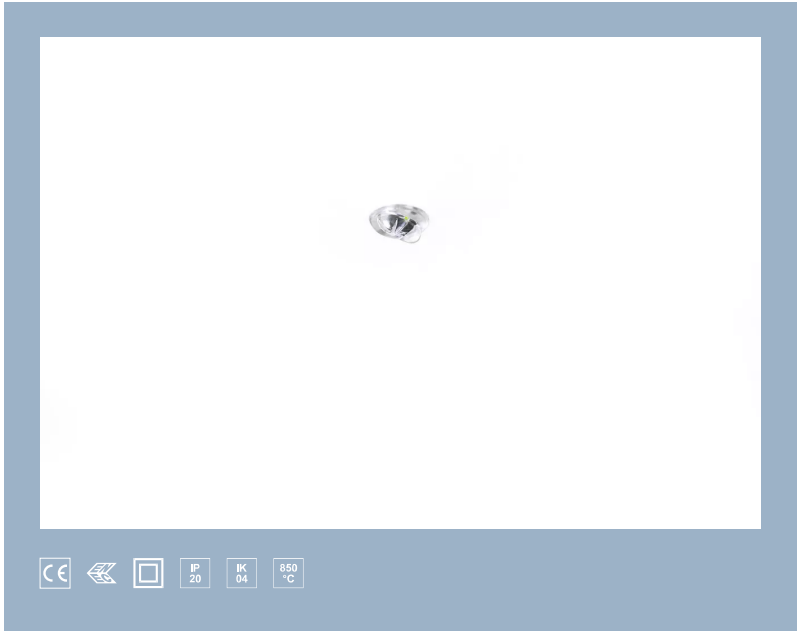


# K9R012/3NS4



recessed luminaire • round

- Application : General office area's, General healthcare area's
- housing: heat sink in extruded aluminium
- light source : LED • 5000 K
- optics : lens • acrylic (PMMA)
- Lumen output in emergency mode : 210 lm
- function: escape route lighting
- monitoring: EST+ self-test with remote control
- photobiological safety: EN 62471: RISK GROUP 1 UNLIMITED

## Product information

### Mechanical properties

- dimensions : 30 mm x 32 mm
- cut-out size : 24 mm x 32 mm
- colour: RAL9003 - signal white
- IP: IP20
- IK: IK04
- ambient temperature: 5°C - 35°C •

### Battery

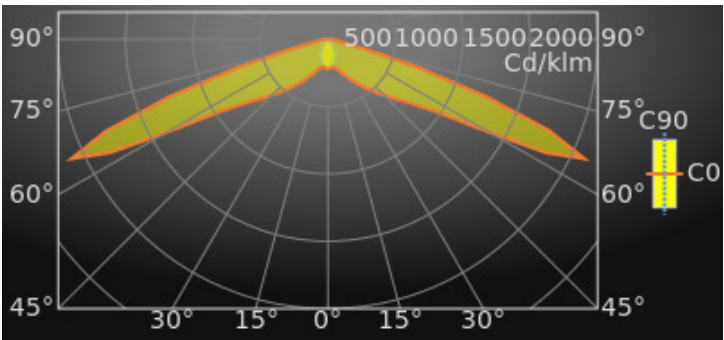
- Battery: 4 x NiMh 1,2V 1,1Ah
- autonomy : 60 minutes

### Electrical properties

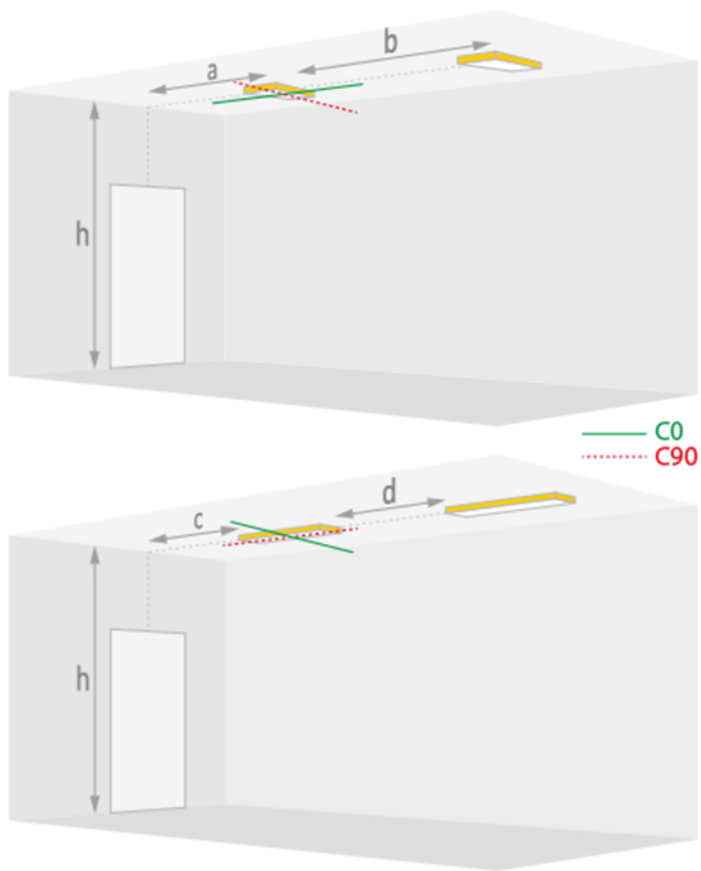
- power : 0.9 W
- voltage: 220-230V
- frequency : 50-60Hz AC

Luminance

luminous flux : 210 lm



Distance tables: ceiling mounted



ER Ceiling for 1.0 Lux and 210 lm

H (m)	a	b	c	d
2.6	7.6	16.7	1.7	3.8
2.8	8.0	17.7	1.8	4.0
3.0	8.4	18.6	1.9	4.2
3.5	9.3	20.8	2.0	4.7
4.0	10.1	22.9	2.1	5.1
4.5	10.9	24.7	1.9	5.6
5.0	11.5	26.5	1.6	5.6
6.0	8.3	29.8	1.3	5.6
7.0	0.4	21.6	0.3	4.8
8.0	---	19.9	---	4.0

## Available accessories

K9RH85X1 *Adaptation plate for K5 renovation (RAL9003)*

---

K9RH85X2 *Adaptation plate for K5 renovation (RAL9006)*

---

K9RH5 *Test button set*

---

Dimensional drawing

