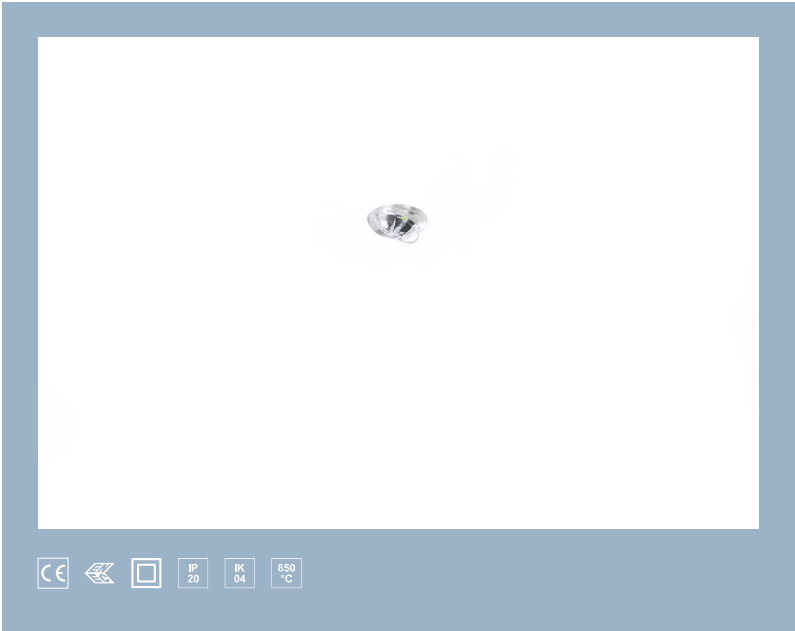


K9R01/3N-230X1C3



recessed luminaire • round

- Application : General office area's, General healthcare area's
- housing: heat sink in extruded aluminium
- light source : LED • 5000 K
- optics : lens • acrylic (PMMA)
- Lumen output in emergency mode : 210 lm
- function: escape route lighting
- monitoring: central supply (230V)
- photobiological safety: EN 62471: RISK GROUP 1 UNLIMITED

Product information

Mechanical properties

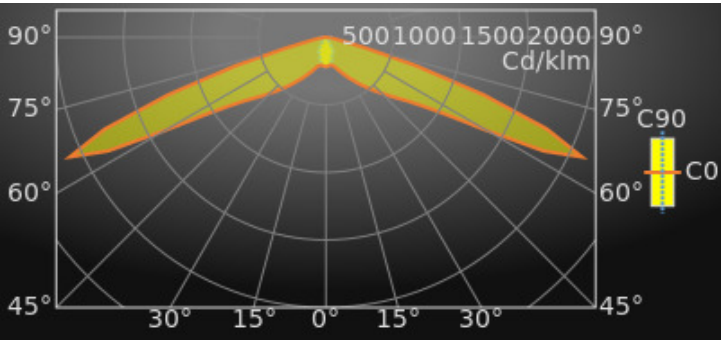
- dimensions : 30 mm x 32 mm
- cut-out size : 24 mm x 32 mm
- colour: RAL9003 - signal white
- IP: IP20
- IK: IK04
- ambient temperature: -10°C - 35°C •

Luminance

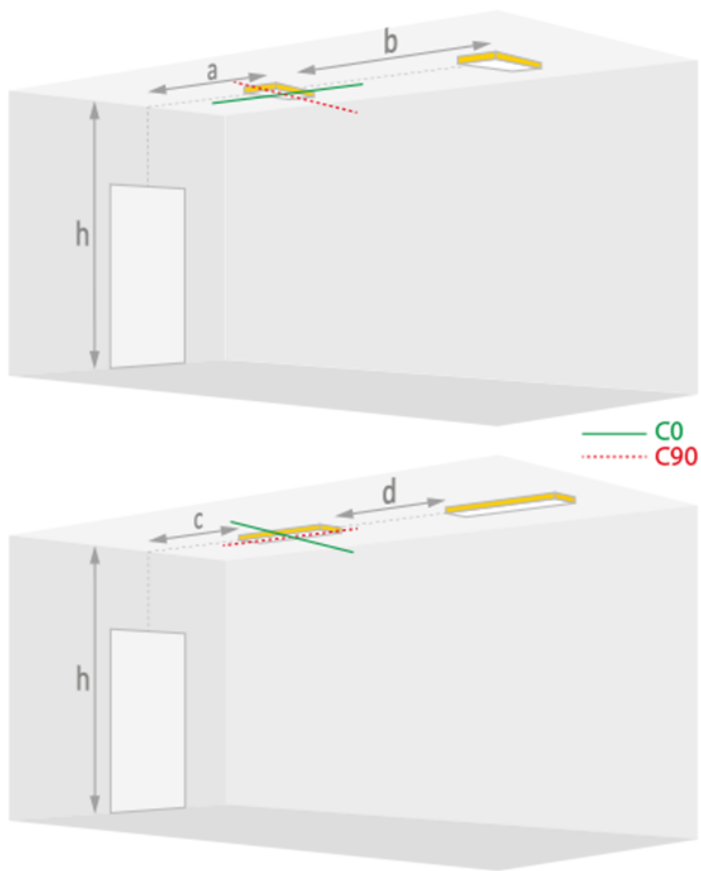
- luminous flux : 210 lm

Electrical properties

- power : 4.3 W
- voltage: 220-230V
- frequency : 50-60Hz AC/DC



Distance tables: ceiling mounted



ER Ceiling for 1.0 Lux and 210 lm

H (m)	a	b	c	d
2.6	7.6	16.7	1.7	3.8
2.8	8.0	17.7	1.8	4.0
3.0	8.4	18.6	1.9	4.2
3.5	9.3	20.8	2.0	4.7
4.0	10.1	22.9	2.1	5.1
4.5	10.9	24.7	1.9	5.6
5.0	11.5	26.5	1.6	5.6
6.0	8.3	29.8	1.3	5.6
7.0	0.4	21.6	0.3	4.8
8.0	---	19.9	---	4.0

Available accessories

K9RH85X1 *Adaptation plate for K5 renovation (RAL9003)*

K9RH85X2 *Adaptation plate for K5 renovation (RAL9006)*
