

# E7120/LED1N064100ST8

industrial luminaire • linear

application : Sport

housing: satin-anodised aluminium

light source : high power LED • 4000 K


optics : LED+LENS™ • Polycarbonate (PC) lens and cup • medium wide-angle

UGR classification : <=22

luminous flux: 9750 lm

luminous efficacy : 128 lm/W

LLMF: 97% @ 50khrs (Tq=25°C)



## Mechanical properties

dimensions : 1070 mm x 90 mm x 88 mm

colour: anodised aluminium

type : individual luminaire

IP: IP40

ambient temperature: from 5°C to 35°C •

## Luminance

luminous flux : 9750 lm

luminous efficacy : 128 lm/W

UGR classification: <=22

luminous area : 0.09 m<sup>2</sup>

## Electrical properties

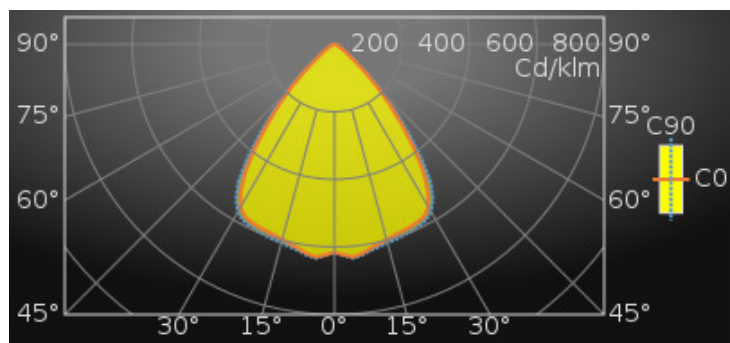
driver: not dimmable

power : 76 W

voltage : 220-240V

frequency : 50-60Hz AC

photobiological safety : EN 62471: RISK GROUP 1 UNLIMITED



Average Luminances (Cd/m<sup>2</sup>) for 9750lm

Gamma	C0	C30	C45	C60	C90
45°	29200	30942	29060	31286	31317
50°	14360	15248	14272	15682	16707
55°	7719	7609	7292	7985	8412
60°	4505	4706	4449	4813	4815
65°	3175	3328	3106	3321	3447
70°	2520	2605	2486	2612	2721
75°	2133	2205	2111	2282	2294
80°	1800	1940	1792	1965	2114
85°	1234	1539	1234	1546	1744

# E7120/LED1N064100ST8

## Classifications

CIE: 818 / 980 / 997 / 1000 / 1000

CIE FLUXCODE : 0.82 / 0.98 / 1.00 / 1.00 / 1.00

BZ: BZ1

CAE: Symmetrical

DIN: A60 (Nach Arbeitsblatt 7)

DIN\_U: Phi u = 1.00

DIN\_SU: Phi su = 0.75

UTE: 1.00 B + 0.00 T

## Luminous intensities in cd

Lifetime Data (Tq=25.0°C)

Time(khrs)	LLMF(%)	Cx(%)
10	99	1
20	99	2
30	98	3
40	98	4
50	97	5
60	96	6

Intensity for 9750lm

Gamma	C0	C45	C90
0°	6002.6	6002.6	6002.6
5°	6161.2	6157.0	6188.4
10°	5984.2	6012.6	6039.3
15°	5832.4	5882.2	5933.5
20°	5737.8	5780.0	5864.8
25°	5667.2	5718.2	5784.5
30°	5432.5	5587.6	5586.5
35°	4482.8	4709.8	4839.7
40°	3015.0	3114.6	3281.9
45°	1796.4	1787.7	1926.6
50°	803.1	798.1	934.3
55°	385.2	363.9	419.7
60°	196.0	193.5	209.4
65°	116.8	114.2	126.7
70°	75.0	74.0	81.0
75°	48.0	47.5	51.6
80°	27.2	27.1	31.9
85°	9.4	9.4	13.2
90°	1.6	2.1	3.5

## UGR classification

Corrected Glare Ratings for a Total Lamp Flux of 9750lm (S = 0.25H)

Ceiling Walls Floor	Room Reflection Factors (%)									
	70	70	50	50	30	70	70	50	50	30
	50	30	50	30	30	50	30	50	30	30
	20	20	20	20	20	20	20	20	20	20
Room Dimensions	Viewed Crosswise					Viewed Endwise				
X = 2H Y = 2H	20.5	22.0	20.8	22.2	22.5	20.5	22.0	20.8	22.3	22.5
Y = 3H	20.4	21.7	20.7	22.0	22.3	20.4	21.8	20.7	22.0	22.3
Y = 4H	20.3	21.6	20.7	21.8	22.1	20.4	21.6	20.7	21.9	22.2
Y = 6H	20.3	21.4	20.6	21.7	22.0	20.3	21.4	20.7	21.7	22.1
Y = 8H	20.2	21.3	20.6	21.6	22.0	20.3	21.4	20.7	21.7	22.0
Y = 12H	20.2	21.2	20.6	21.6	21.9	20.3	21.3	20.6	21.6	22.0
X = 4H Y = 2H	20.3	21.5	20.6	21.8	22.1	20.3	21.6	20.7	21.9	22.2
Y = 3H	20.2	21.3	20.6	21.6	21.9	20.3	21.3	20.7	21.6	22.0
Y = 4H	20.2	21.1	20.6	21.4	21.8	20.2	21.1	20.6	21.5	21.9
Y = 6H	20.2	20.9	20.6	21.3	21.7	20.2	21.0	20.6	21.4	21.8
Y = 8H	20.1	20.9	20.6	21.3	21.7	20.2	20.9	20.6	21.3	21.7
Y = 12H	20.1	20.8	20.6	21.2	21.6	20.2	20.8	20.6	21.2	21.7
X = 8H Y = 4H	20.1	20.8	20.5	21.2	21.7	20.2	20.9	20.6	21.3	21.7
Y = 6H	20.1	20.7	20.5	21.1	21.6	20.1	20.8	20.6	21.2	21.6
Y = 8H	20.1	20.6	20.5	21.1	21.6	20.1	20.7	20.6	21.1	21.6
Y = 12H	20.0	20.5	20.5	21.0	21.5	20.1	20.6	20.6	21.1	21.6
X = 12H Y = 4H	20.1	20.7	20.5	21.2	21.6	20.1	20.8	20.6	21.2	21.7
Y = 6H	20.1	20.6	20.5	21.0	21.5	20.1	20.7	20.6	21.1	21.6
Y = 8H	20.0	20.5	20.5	21.0	21.5	20.1	20.6	20.6	21.0	21.6
UGR Variations with Observer Position for Luminaire Spacings S										
S = 1.0H	+2.6		-5.6		+2.5		-5.8			
S = 1.5H	+4.7		-7.7		+4.7		-7.6			
S = 2.0H	+6.6		-8.6		+6.7		-8.6			

# E7120/LED1N064100ST8

## Colour properties

Correlated Colour Temperature : 4000

Ra: 80

## Efficiency

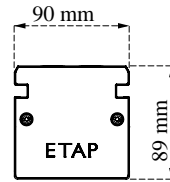
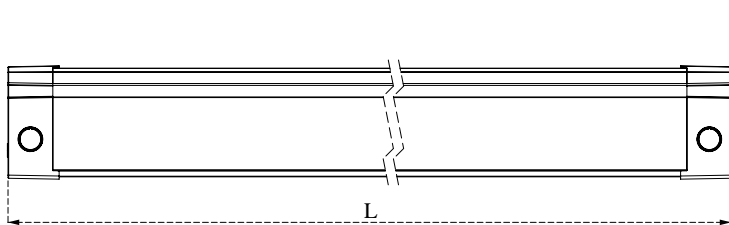
Utilisation Factors according to IES (%)

	Room Reflection Factors (%)									
	80	80	80	50	50	50	30	30	30	0
Ceiling	80	80	80	50	50	50	30	30	30	0
Walls	50	30	10	50	30	10	50	30	10	0
Floor	20	20	20	20	20	20	20	20	20	0
RCR = 1	109	107	106	103	101	100	99	98	97	91
2	100	96	93	94	92	90	91	89	87	83
3	91	86	83	87	83	80	84	81	79	75
4	84	78	74	80	76	72	78	74	71	68
5	77	71	66	74	69	65	72	68	64	62
6	71	64	60	68	63	59	67	62	59	56
7	66	59	54	63	58	54	62	57	53	51
8	61	54	50	59	53	49	58	53	49	47
9	57	50	46	55	49	45	54	49	45	43
10	53	46	42	51	46	42	50	45	42	40

Utilisation Factors according to LiTG (%)

	Room Reflection Factors (%)									
	80	80	80	50	50	50	50	50	30	0
Ceiling	80	80	80	50	50	50	50	50	30	0
Walls	50	30	50	30	50	30	50	30	30	0
Floor	30	30	10	10	30	30	10	10	10	0
k = 0.60	65	57	62	56	63	56	60	55	55	50
0.80	77	69	72	66	74	68	70	66	65	60
1.00	84	77	78	73	81	75	76	72	71	67
1.25	94	87	86	82	89	84	84	80	80	75
1.50	99	93	90	86	94	89	88	84	84	79
2.00	106	100	94	91	99	95	92	89	88	84
2.50	111	105	98	95	103	99	95	93	92	88
3.00	115	110	100	98	106	103	98	96	95	91
4.00	118	114	102	100	108	105	99	97	96	92
5.00	120	117	103	102	110	108	100	99	98	94

## Dimensional drawing



CODE	L
E7*/LED1*	1070 mm
E7*/LED15*	1570 mm
E7*/LED2*	2070 mm
E7*/LED3*	3070 mm
E7*/LED4*	4070 mm