

E7120/LED3N192340ST8



industrial luminaire • linear

application : Sport

housing: satin-anodised aluminium

light source : high power LED • 4000 K

optics : LED+LENS™ • polycarbonate (PC) lens and cup • medium wide-angle

UGR classification : <=22

luminous flux: 35050 lm

luminous efficacy : 124 lm/W

LLMF: 95% @ 50khrs (Tq=25°C)

Product information

Mechanical properties

dimensions : 3070 mm x 90 mm x 88 mm

colour: anodised aluminium

type : individual luminaire

IP: IP40

IK: IK08

ambient temperature: from 5°C to 35°C •

Electrical properties

driver: not dimmable

power : 282 W

voltage : 220-240V

frequency : 50-60Hz AC

photobiological safety : EN 62471: RISK GROUP 1 UNLIMITED



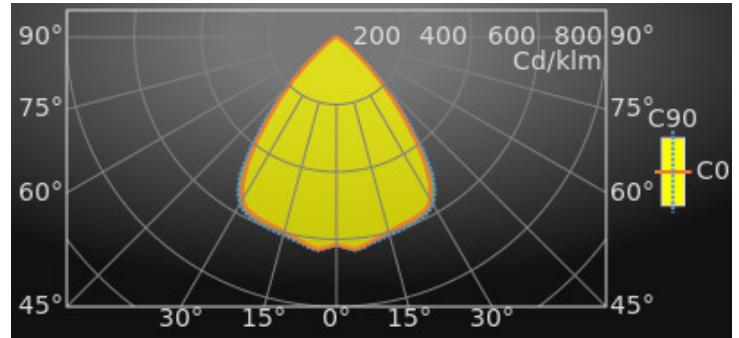
Luminance

luminous flux : 35050 lm

luminous efficacy : 124 lm/W

UGR classification ≤ 22

luminous area : 0.26 m²



Average Luminances (Cd/m²) for 35050lm

Gamma	C0	C30	C45	C60	C90
45°	34991	37078	34823	37489	37527
50°	17208	18272	17102	18791	20020
55°	9250	9118	8738	9569	10079
60°	5398	5639	5331	5768	5769
65°	3805	3988	3722	3980	4130
70°	3019	3122	2979	3129	3260
75°	2556	2642	2529	2735	2748
80°	2157	2325	2147	2355	2533
85°	1478	1844	1478	1853	2090

Classifications

CIE: 818 / 980 / 997 / 1000 / 1000

CIE FLUXCODE : 0.82 / 0.98 / 1.00 / 1.00 / 1.00

BZ: BZ1

CAE: Symmetrical

DIN: A60 (Nach Arbeitsblatt 7)

DIN_U: $\Phi u = 1.00$

DIN_SU: $\Phi su = 0.75$

UTE: 1.00 B + 0.00 T



Luminous intensities in cd

Lifetime Data (Tq=25.0°C)

Time(khrs)	LLMF(%)	Cx(%)
10	99	1
20	98	2
30	97	3
40	97	4
50	96	5
60	95	6

Intensity for 35050lm

Gamma	C0	C45	C90
0°	21578.7	21578.7	21578.7
5°	22148.7	22133.7	22246.4
10°	21512.4	21614.6	21710.6
15°	20966.7	21145.6	21330.3
20°	20626.7	20778.3	21083.2
25°	20373.0	20556.1	20794.5
30°	19529.0	20086.6	20082.8
35°	16115.2	16931.1	17398.2
40°	10838.7	11196.8	11797.9
45°	6457.7	6426.7	6925.8
50°	2886.9	2869.2	3358.6
55°	1384.7	1308.0	1508.9
60°	704.5	695.7	752.9
65°	419.7	410.5	455.6
70°	269.5	265.9	291.0
75°	172.6	170.8	185.7
80°	97.8	97.3	114.8
85°	33.6	33.6	47.5
90°	5.8	7.6	12.6

UGR classification

Corrected Glare Ratings for a Total Lamp Flux of 35050lm (S = 0.25H)

Ceiling Walls Floor	Room Reflection Factors (%)									
	70	70	50	50	30	70	70	50	50	30
	50	30	50	30	30	50	30	50	30	30
	20	20	20	20	20	20	20	20	20	20
Room Dimensions	Viewed Crosswise					Viewed Endwise				
X = 2H Y = 2H	21.1	22.6	21.4	22.9	23.1	21.2	22.7	21.5	22.9	23.2
Y = 3H	21.0	22.3	21.3	22.6	22.9	21.0	22.4	21.4	22.7	22.9
Y = 4H	20.9	22.2	21.3	22.5	22.8	21.0	22.2	21.3	22.5	22.8
Y = 6H	20.9	22.0	21.2	22.3	22.6	20.9	22.1	21.3	22.4	22.7
Y = 8H	20.9	21.9	21.2	22.3	22.6	20.9	22.0	21.3	22.3	22.6
Y = 12H	20.8	21.9	21.2	22.2	22.5	20.9	21.9	21.3	22.2	22.6
X = 4H Y = 2H	20.9	22.2	21.3	22.4	22.7	21.0	22.2	21.3	22.5	22.8
Y = 3H	20.9	21.9	21.2	22.2	22.6	20.9	21.9	21.3	22.3	22.6
Y = 4H	20.8	21.7	21.2	22.1	22.4	20.9	21.8	21.3	22.1	22.5
Y = 6H	20.8	21.6	21.2	22.0	22.4	20.8	21.6	21.3	22.0	22.4
Y = 8H	20.8	21.5	21.2	21.9	22.3	20.8	21.5	21.2	21.9	22.4
Y = 12H	20.7	21.4	21.2	21.8	22.3	20.8	21.5	21.2	21.9	22.3
X = 8H Y = 4H	20.7	21.5	21.2	21.9	22.3	20.8	21.5	21.2	21.9	22.3
Y = 6H	20.7	21.3	21.2	21.8	22.2	20.8	21.4	21.2	21.8	22.3
Y = 8H	20.7	21.2	21.2	21.7	22.2	20.7	21.3	21.2	21.7	22.2
Y = 12H	20.7	21.2	21.2	21.6	22.2	20.7	21.2	21.2	21.7	22.2
X = 12H Y = 4H	20.7	21.4	21.2	21.8	22.2	20.8	21.4	21.2	21.8	22.3
Y = 6H	20.7	21.2	21.2	21.7	22.2	20.7	21.3	21.2	21.7	22.2
Y = 8H	20.7	21.1	21.2	21.6	22.1	20.7	21.2	21.2	21.7	22.2
UGR Variations with Observer Position for Luminaire Spacings S										
S = 1.0H	+2.6		-5.6		+2.5		-5.8			
S = 1.5H	+4.7		-7.7		+4.7		-7.6			
S = 2.0H	+6.6		-8.6		+6.7		-8.6			



Colour properties

Correlated Colour Temperature : 4000

Ra: 80

Efficiency

Utilisation Factors according to IES (%)

	Room Reflection Factors (%)									
	80	80	80	50	50	50	30	30	30	0
Ceiling	80	80	80	50	50	50	30	30	30	0
Walls	50	30	10	50	30	10	50	30	10	0
Floor	20	20	20	20	20	20	20	20	20	0
RCR = 1	109	107	106	103	101	100	99	98	97	91
2	100	96	93	94	92	90	91	89	87	83
3	91	86	83	87	83	80	84	81	79	75
4	84	78	74	80	76	72	78	74	71	68
5	77	71	66	74	69	65	72	68	64	62
6	71	64	60	68	63	59	67	62	59	56
7	66	59	54	63	58	54	62	57	53	51
8	61	54	50	59	53	49	58	53	49	47
9	57	50	46	55	49	45	54	49	45	43
10	53	46	42	51	46	42	50	45	42	40

Utilisation Factors according to LiTG (%)

	Room Reflection Factors (%)									
	80	80	80	50	50	50	50	50	30	0
Ceiling	80	80	80	50	50	50	50	50	30	0
Walls	50	30	50	30	50	30	50	30	30	0
Floor	30	30	10	10	30	30	10	10	10	0
k = 0.60	65	57	62	56	63	56	60	55	55	50
0.80	77	69	72	66	74	68	70	66	65	60
1.00	84	77	78	73	81	75	76	72	71	67
1.25	94	87	86	82	89	84	84	80	80	75
1.50	99	93	90	86	94	89	88	84	84	79
2.00	106	100	94	91	99	95	92	89	88	84
2.50	111	105	98	95	103	99	95	93	92	88
3.00	115	110	100	98	106	103	98	96	95	91
4.00	118	114	102	100	108	105	99	97	96	92
5.00	120	117	103	102	110	108	100	99	98	94

Available accessories

E7H151 *Single mounting bracket for ball impact-proof ceiling mounting*

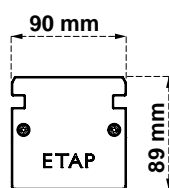
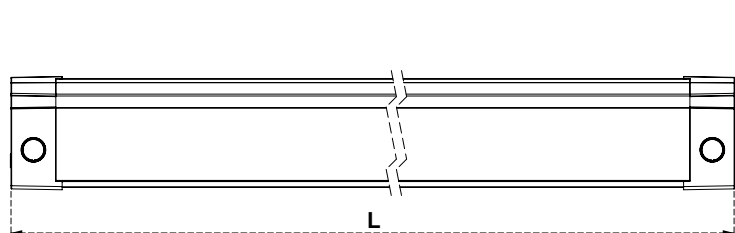
E7H152 *Double mounting bracket for ball impact-proof ceiling mounting*

E7H171 *Single mounting bracket for ball impact-proof ceiling mounting, steel wire*

E7H172 *Double mounting bracket for ball impact-proof ceiling mounting, steel wire*



Dimensional drawing



CODE	L
E7*/LED1*	1070 mm
E7*/LED15*	1570 mm
E7*/LED2*	2070 mm
E7*/LED3*	3070 mm
E7*/LED4*	4070 mm