

V3SDJ0M/N8L0D0X0

suspended luminaire • linear

housing: lacquered aluminium

light source: low power LED • 4000 K

optics: Diffuser • Polycarbonate (PC) HaloOptics® • wide-angle

UGR classification: <=25

luminous flux: 3250 lm

luminous efficacy: 132 lm/W

LLMF: 98% @ 50khrs (Tq=25°C)



Mechanical properties

dimensions: 2243 mm x 60 mm x 90 mm

colour: RAL9005 - jetblack (textured)

type: individual luminaire

IP: IP20

Electrical properties

driver: DALI dimmable

power: 24.6 W

voltage: 220-240V

frequency: 50-60Hz AC

photobiological safety: EN 62471: RISK GROUP 1 UNLIMITED

V3SDJ0M/N8L0D0X0

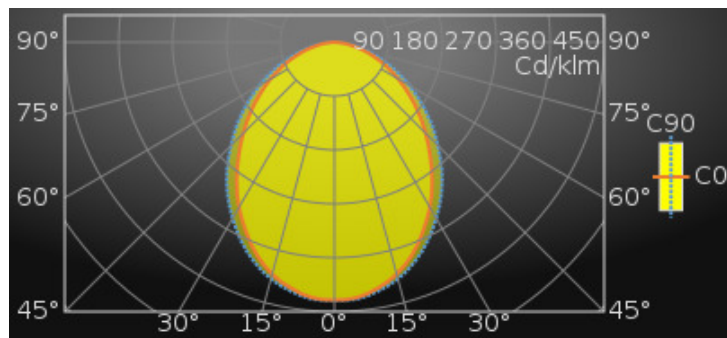
Luminance

luminous flux : 3250 lm

luminous efficacy : 132 lm/W

UGR classification: <=25

luminous area : 0.13 m²



Average Luminances (Cd/m²) for 3250lm

Gamma	C0	C30	C45	C60	C90
45°	7604	7850	8092	8342	8634
50°	7122	7364	7592	7877	8199
55°	6635	6855	7108	7384	7718
60°	6149	6353	6611	6885	7229
65°	5647	5860	6100	6378	6704
70°	5106	5304	5520	5797	6125
75°	4495	4643	4834	5099	5451
80°	3723	3866	4014	4236	4587
85°	2686	2840	3020	3256	3641

Classifications

CIE: 530 / 829 / 967 / 1000 / 1000

CIE FLUXCODE : 0.53 / 0.83 / 0.97 / 1.00 / 1.00

BZ: BZ4/1.25/BZ3/1.5/BZ4

CAE: Symmetrical

DIN: A40 (Nach Arbeitsblatt 7)

DIN_U: Phi u = 1.00

DIN_SU: Phi su = 0.59

UTE: 1.00 D + 0.00 T

V3SDJ0M/N8L0D0X0

Luminous intensities in cd

Lifetime Data (Tq=25.0°C)

Time(khrs)	LLMF(%)	Cx(%)
10	100	2
20	99	4
30	99	6
40	99	8
50	99	10
60	98	12

Intensity for 3250lm

Gamma	C0	C45	C90
0°	1399.1	1399.1	1399.1
5°	1391.8	1394.9	1399.5
10°	1355.9	1362.2	1371.2
15°	1303.0	1313.6	1330.3
20°	1229.9	1247.7	1269.6
25°	1134.7	1164.1	1193.4
30°	1035.0	1069.9	1103.9
35°	924.9	967.6	1010.2
40°	808.9	856.3	904.9
45°	698.6	743.3	793.2
50°	594.8	634.0	684.7
55°	494.5	529.7	575.1
60°	399.4	429.4	469.6
65°	310.1	334.9	368.1
70°	226.9	245.3	272.2
75°	151.1	162.6	183.3
80°	84.0	90.6	103.5
85°	30.4	34.2	41.2
90°	0.0	0.1	0.4

UGR classification

Corrected Glare Ratings for a Total Lamp Flux of 3250lm (S = 0.25H)

Ceiling Walls Floor	Room Reflection Factors (%)									
	70	70	50	50	30	70	70	50	50	30
Room Dimensions	Viewed Crosswise					Viewed Endwise				
X = 2H Y = 2H	18.7	20.4	19.0	20.7	20.9	19.4	21.2	19.7	21.4	21.7
Y = 3H	19.9	21.4	20.2	21.7	22.0	20.7	22.3	21.1	22.6	22.9
Y = 4H	20.3	21.8	20.6	22.1	22.4	21.2	22.7	21.6	23.0	23.4
Y = 6H	20.6	22.0	20.9	22.3	22.6	21.5	22.9	21.9	23.3	23.6
Y = 8H	20.6	22.0	21.0	22.3	22.7	21.6	23.0	22.0	23.3	23.7
Y = 12H	20.7	21.9	21.0	22.3	22.6	21.7	23.0	22.1	23.3	23.7
X = 4H Y = 2H	19.3	20.8	19.6	21.1	21.4	19.9	21.4	20.2	21.7	22.0
Y = 3H	20.7	21.9	21.0	22.3	22.6	21.4	22.7	21.8	23.0	23.4
Y = 4H	21.2	22.4	21.6	22.7	23.1	22.0	23.2	22.4	23.5	23.9
Y = 6H	21.6	22.6	22.0	23.0	23.4	22.5	23.5	22.9	23.9	24.3
Y = 8H	21.7	22.6	22.1	23.0	23.5	22.6	23.5	23.0	23.9	24.4
Y = 12H	21.7	22.6	22.2	23.0	23.5	22.7	23.5	23.1	24.0	24.4
X = 8H Y = 4H	21.5	22.4	21.9	22.8	23.2	22.2	23.1	22.6	23.6	24.0
Y = 6H	22.0	22.8	22.4	23.2	23.7	22.8	23.6	23.2	24.0	24.5
Y = 8H	22.1	22.8	22.6	23.3	23.8	23.0	23.7	23.4	24.1	24.6
Y = 12H	22.2	22.8	22.7	23.3	23.8	23.1	23.7	23.6	24.2	24.7
X = 12H Y = 4H	21.5	22.3	21.9	22.8	23.2	22.2	23.1	22.7	23.5	23.9
Y = 6H	22.0	22.7	22.5	23.2	23.6	22.8	23.5	23.3	23.9	24.4
Y = 8H	22.2	22.8	22.7	23.3	23.8	23.0	23.6	23.5	24.1	24.6
UGR Variations with Observer Position for Luminaire Spacings S										
S = 1.0H	+0.1		-0.2		+0.1		-0.2			
S = 1.5H	+0.3		-0.5		+0.2		-0.4			
S = 2.0H	+0.5		-0.9		+0.5		-0.8			

Colour properties

Correlated Colour Temperature : 4000

Ra: 80

V3SDJ0M/N8L0D0X0

Efficiency

Utilisation Factors according to IES (%)

	Room Reflection Factors (%)									
	80	80	80	50	50	50	30	30	30	0
Ceiling	80	80	80	50	50	50	30	30	30	0
Walls	50	30	10	50	30	10	50	30	10	0
Floor	20	20	20	20	20	20	20	20	20	0
RCR = 1	104	101	99	98	95	94	94	92	91	85
2	91	86	82	86	82	79	83	79	77	72
3	80	74	69	76	71	67	73	69	66	62
4	72	64	59	68	62	58	66	61	57	53
5	65	57	51	61	55	50	59	54	50	47
6	59	51	45	56	49	44	54	48	44	41
7	53	45	40	51	44	39	50	44	39	37
8	49	41	36	47	40	35	46	40	35	33
9	45	38	32	43	37	32	42	36	32	30
10	42	34	30	40	34	29	39	33	29	27

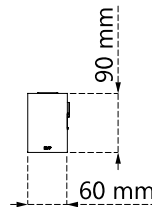
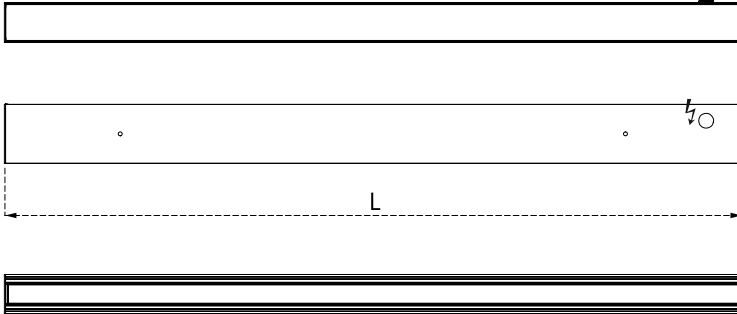
Utilisation Factors according to LiTG (%)

	Room Reflection Factors (%)									
	80	80	80	50	50	50	50	50	30	0
Ceiling	80	80	80	50	50	50	50	50	30	0
Walls	50	30	50	30	50	30	50	30	50	30
Floor	30	30	10	10	30	30	10	10	10	0
k = 0.60	51	42	48	41	49	41	47	40	40	34
0.80	62	53	58	51	59	51	56	50	49	43
1.00	71	62	66	58	67	59	63	57	56	50
1.25	81	72	74	67	76	69	71	66	65	59
1.50	87	78	79	73	81	75	76	71	70	64
2.00	96	88	85	80	89	83	82	78	77	71
2.50	102	95	90	85	94	89	87	83	82	77
3.00	107	101	94	90	98	94	90	87	86	81
4.00	112	106	97	93	102	98	93	91	89	85
5.00	116	111	99	96	105	102	96	94	92	88

Available accessories

V3H2500 *Ceiling mounting brackets*

Dimensional drawing



CODE	L
V3WD*0*/*2*	560 mm
V3WD*0*/*3*	843 mm
V3WD*0*/*4*	1123 mm
V3WD*0*/*5*	1403 mm
V3WD*0*/*6*	1683 mm
V3WD*0*/*7*	1963 mm
V3WD*0*/*8*	2243 mm
V3WD*0*/*9*	2523 mm
V3WD*0*/*0*	2803 mm