V3RB10M/W4M0D0X0



surface-mounted luminaire • linear

Application : Workspaces, Auditoria, General education area's, General healthcare area's

housing: lacquered aluminium

light source : LED • 3000 K

optics : Shielded lens • black polycarbonate (PC) • medium wide-angle

UGR classification : <=19

luminous flux: 3600 lm

luminous efficacy : 119 lm/W

LLMF: 95% @ 50khrs (Tq=25°C)

Product information

Mechanical properties

dimensions : 1827 mm x 60 mm x 90 mm

colour: RAL9005 - jetblack (textured)

type : individual luminaire

IP: IP20

IK: IK07

Electrical properties

driver: DALI dimmable

power : 30.3 W

voltage : 220-240V

frequency : 50-60Hz AC

photobiological safety : EN 62471: RISK GROUP 1 UNLIMITED

This document has been compiled by ETAP with the greatest possible care. However, the information contained in this publication is not binding and may change due to technical development. ETAP is not liable for any damage whatsoever resulting from the use of this document.
www.etaplighting.com // Made in Belgium

Luminance

luminous flux : 3600 lm

luminous efficacy : 119 lm/W

luminance @ 65° = : 3000 cd/m²

UGR classification =: <=19

luminous area : 0.1 m²

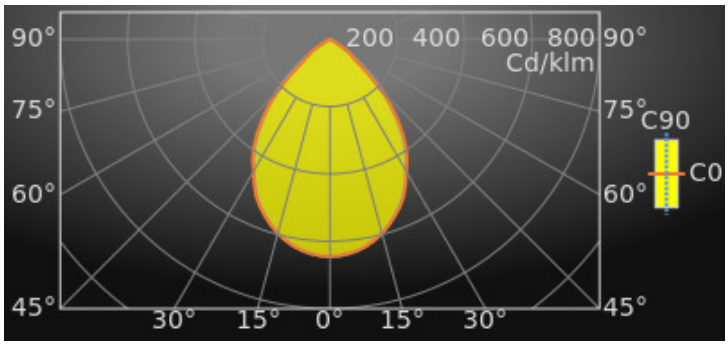

Average Luminances (Cd/m²) for 3600lm

Gamma	C0	C30	C45	C60	C90
45°	11106	13029	13690	12866	11326
50°	5846	9878	11084	10380	8280
55°	4073	5495	8081	7362	4107
60°	1032	3546	4326	3298	1492
65°	0	668	1729	1119	776
70°	0	1	100	311	171
75°	0	0	0	0	45
80°	0	0	0	0	81
85°	0	0	0	0	32

Classifications

CIE: 739 / 985 / 1000 / 1000 / 1000

CIE FLUXCODE : 0.74 / 0.99 / 1.00 / 1.00 / 1.00

BZ: BZ2/0.8/BZ1

CAE: Symmetrical

DIN: A60 (Nach Arbeitsblatt 7)

DIN_U: Phi u = 1.00

DIN_SU: Phi su = 0.73

UTE: 1.00 B + 0.00 T

ETAP tomorrow's light

This document has been compiled by ETAP with the greatest possible care. However, the information contained in this publication is not binding and may change due to technical development. ETAP is not liable for any damage whatsoever resulting from the use of this document.
www.etaplighting.com // Made in Belgium

Lifetime Data (Tq=25.0°C)

Time(khrs)	LLMF(%)	Cx(%)
10	99	2
20	98	4
30	97	6
40	97	8
50	96	10
60	95	12

Luminous intensities in cd

Intensity for 3600lm

Gamma	C0	C45	C90
0°	2321.4	2321.4	2321.4
5°	2300.7	2297.8	2299.0
10°	2245.0	2237.4	2240.2
15°	2147.7	2149.5	2144.2
20°	2015.7	2025.4	2001.9
25°	1857.2	1869.6	1831.3
30°	1628.6	1680.6	1614.3
35°	1417.6	1476.6	1361.6
40°	1115.8	1247.0	1087.6
45°	802.1	988.8	818.1
50°	383.8	727.8	543.6
55°	238.6	473.5	240.6
60°	52.7	221.0	76.2
65°	0.0	74.6	33.5
70°	0.0	3.5	6.0
75°	0.0	0.0	1.2
80°	0.0	0.0	1.4
85°	0.0	0.0	0.3
90°	0.0	0.0	0.0

UGR classification =

Corrected Glare Ratings for a Total Lamp Flux of 3600lm (S = 0.25H)

	Room Reflection Factors (%)									
Ceiling	70	70	50	50	30	70	70	50	50	30
Walls	50	30	50	30	30	50	30	50	30	30
Floor	20	20	20	20	20	20	20	20	20	20
Room Dimensions	**Viewed Crosswise**					**Viewed Endwise**				
X = 2H Y = 2H	17.6	19.2	17.9	19.4	19.7	17.9	19.5	18.2	19.7	20.0
Y = 3H	17.5	18.8	17.8	19.1	19.4	17.8	19.2	18.1	19.4	19.7
Y = 4H	17.4	18.7	17.7	19.0	19.3	17.7	19.0	18.1	19.3	19.6
Y = 6H	17.3	18.5	17.7	18.8	19.1	17.6	18.8	18.0	19.1	19.4
Y = 8H	17.3	18.4	17.6	18.7	19.1	17.6	18.7	18.0	19.0	19.4
Y = 12H	17.2	18.3	17.6	18.6	19.0	17.6	18.6	17.9	19.0	19.3
X = 4H Y = 2H	17.6	18.9	18.0	19.2	19.5	17.9	19.2	18.2	19.5	19.8
Y = 3H	17.5	18.6	17.9	18.9	19.2	17.8	18.8	18.1	19.2	19.5
Y = 4H	17.4	18.4	17.8	18.7	19.1	17.7	18.6	18.1	19.0	19.3
Y = 6H	17.4	18.2	17.8	18.5	18.9	17.6	18.4	18.0	18.8	19.2
Y = 8H	17.3	18.1	17.8	18.5	18.9	17.6	18.3	18.0	18.7	19.2
Y = 12H	17.3	18.0	17.7	18.4	18.8	17.6	18.2	18.0	18.7	19.1
X = 8H Y = 4H	17.3	18.1	17.8	18.5	18.9	17.6	18.3	18.0	18.7	19.2
Y = 6H	17.3	17.9	17.7	18.3	18.8	17.5	18.1	18.0	18.6	19.0
Y = 8H	17.2	17.8	17.7	18.2	18.7	17.5	18.0	18.0	18.5	19.0
Y = 12H	17.2	17.7	17.7	18.1	18.7	17.5	17.9	18.0	18.4	18.9
X = 12H Y = 4H	17.3	18.0	17.7	18.4	18.8	17.6	18.2	18.0	18.7	19.1
Y = 6H	17.2	17.8	17.7	18.2	18.7	17.5	18.0	18.0	18.5	19.0
Y = 8H	17.2	17.7	17.7	18.1	18.7	17.5	17.9	18.0	18.4	18.9
	UGR Variations with Observer Position for Luminaire Spacings S									
S = 1.0H	+1.7	-3.5				+1.3	-3.3			
S = 1.5H	+3.1	-16.5				+2.5	-12.2			
S = 2.0H	+4.6	-76.4				+4.1	-17.1			

Colour properties

Correlated Colour Temperature : 3000

Ra: CRI (Ra) 80

ETAP tomorrow's light

This document has been compiled by ETAP with the greatest possible care. However, the information contained in this publication is not binding and may change due to technical development. ETAP is not liable for any damage whatsoever resulting from the use of this document.
www.etaplighting.com // Made in Belgium

Efficiency

Utilisation Factors according to IES (%)

	Room Reflection Factors (%)									
Ceiling	80	80	80	50	50	50	30	30	30	0
Walls	50	30	10	50	30	10	50	30	10	0
Floor	20	20	20	20	20	20	20	20	20	0
RCR = 1	109	107	105	102	101	100	99	97	97	91
2	99	95	92	94	91	89	91	88	86	82
3	90	85	81	86	82	79	83	80	77	73
4	82	76	72	78	74	70	76	72	69	66
5	75	69	64	72	67	63	70	66	62	59
6	69	62	58	66	61	57	65	60	56	54
7	64	57	52	61	56	52	60	55	51	49
8	59	52	47	57	51	47	56	50	47	45
9	55	48	43	53	47	43	52	47	43	41
10	51	44	40	49	44	40	49	43	39	38

Utilisation Factors according to LiTG (%)

	Room Reflection Factors (%)									
Ceiling	80	80	80	50	50	50	50	50	30	0
Walls	50	30	50	30	50	30	50	30	30	0
Floor	30	30	10	10	30	30	10	10	10	0
k = 0.60	62	55	59	53	60	54	58	53	52	47
0.80	74	67	70	64	71	65	68	63	63	57
1.00	83	75	77	71	79	73	75	70	70	65
1.25	92	85	85	80	87	82	82	79	78	73
1.50	98	91	89	85	92	87	86	83	82	78
2.00	105	99	94	90	98	93	91	88	87	83
2.50	110	104	97	94	102	98	94	92	91	87
3.00	114	109	100	97	105	102	97	95	94	90
4.00	117	113	101	99	108	105	98	97	95	92
5.00	120	117	103	101	110	107	100	99	97	94

Available accessories

V3H2500 *Ceiling mounting brackets*

ETAP tomorrow's light

This document has been compiled by ETAP with the greatest possible care. However, the information contained in this publication is not binding and may change due to technical development. ETAP is not liable for any damage whatsoever resulting from the use of this document.
www.etaplighting.com // Made in Belgium

Dimensional drawing

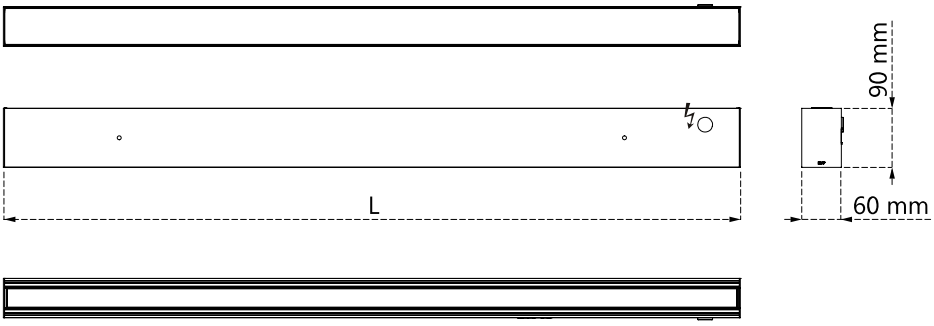

CODE	L
V3WD*0*/*2*	560 mm
V3WD*0*/*3*	843 mm
V3WD*0*/*4*	1123 mm
V3WD*0*/*5*	1403 mm
V3WD*0*/*6*	1683 mm
V3WD*0*/*7*	1963 mm
V3WD*0*/*8*	2243 mm
V3WD*0*/*9*	2523 mm
V3WD*0*/*0*	2803 mm

ETAP tomorrow's light

This document has been compiled by ETAP with the greatest possible care. However, the information contained in this publication is not binding and may change due to technical development. ETAP is not liable for any damage whatsoever resulting from the use of this document.
www.etaplighting.com // Made in Belgium