


# E7220/LED15N096170D7T8

industrial luminaire • linear



application : Sport

light source : high power LED • 4000 K

optics : LED+LENS™ • Polycarbonate (PC) lens and cup • wide-angle

UGR classification : <=25

luminous flux: 17550 lm

luminous efficacy : 123 lm/W

LLMF: 95% @ 50khrs (Tq=25°C)



## Mechanical properties

dimensions : 1570 mm x 90 mm x 88 mm

colour: anodised aluminium

type : individual luminaire

IP: IP40

ambient temperature: from 5°C to 35°C •

## Luminance

luminous flux : 17550 lm

luminous efficacy : 123 lm/W

UGR classification: <=25

luminous area : 0.13 m<sup>2</sup>

## Electrical properties

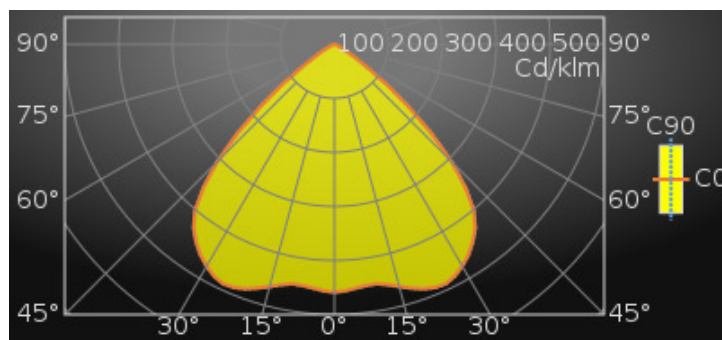
driver: DALI dimmable

power : 143 W

voltage : 220-240V

frequency : 50-60Hz AC

photobiological safety : EN 62471: RISK GROUP 1 UNLIMITED



Average Luminances (Cd/m<sup>2</sup>) for 17550lm

Gamma	C0	C30	C45	C60	C90
45°	58418	58418	58418	58418	58418
50°	37386	37386	37386	37386	37386
55°	16995	16995	16995	16995	16995
60°	6892	6892	6892	6892	6892
65°	3559	3559	3559	3559	3559
70°	2200	2200	2200	2200	2200
75°	1487	1487	1487	1487	1487
80°	1198	1198	1198	1198	1198
85°	964	964	964	964	964

# E7220/LED15N096170D7T8

## Classifications

CIE: 711 / 983 / 998 / 1000 / 1000

CIE FLUXCODE : 0.71 / 0.98 / 1.00 / 1.00 / 1.00

BZ: BZ2

CAE: Symmetrical

DIN: A60 (Nach Arbeitsblatt 7)

DIN\_U: Phi u = 1.00

DIN\_SU: Phi su = 0.71

UTE: 1.00 B + 0.00 T

## Luminous intensities in cd

Lifetime Data (Tq=25.0°C)

Time(khrs)	LLMF(%)	Cx(%)
10	99	1
20	98	2
30	97	3
40	97	4
50	96	5
60	95	6

Intensity for 17550lm

Gamma	C0	C45	C90
0°	8052.1	8052.1	8052.1
5°	7947.5	7947.5	7947.5
10°	7896.9	7896.9	7896.9
15°	8137.1	8137.1	8137.1
20°	8444.9	8444.9	8444.9
25°	8578.2	8578.2	8578.2
30°	8313.3	8313.3	8313.3
35°	7841.5	7841.5	7841.5
40°	7050.9	7050.9	7050.9
45°	5390.7	5390.7	5390.7
50°	3136.1	3136.1	3136.1
55°	1272.1	1272.1	1272.1
60°	449.7	449.7	449.7
65°	196.3	196.3	196.3
70°	98.2	98.2	98.2
75°	50.2	50.2	50.2
80°	27.1	27.1	27.1
85°	11.0	11.0	11.0
90°	0.2	0.2	0.2

## UGR classification

Corrected Glare Ratings for a Total Lamp Flux of 17550lm (S = 0.25H)

Ceiling Walls Floor	Room Reflection Factors (%)									
	70	70	50	50	30	70	70	50	50	30
	50	30	50	30	30	50	30	50	30	30
	20	20	20	20	20	20	20	20	20	20
Room Dimensions	Viewed Crosswise					Viewed Endwise				
X = 2H Y = 2H	23.2	24.8	23.5	25.1	25.4	23.2	24.8	23.5	25.1	25.4
Y = 3H	23.1	24.5	23.4	24.8	25.1	23.1	24.5	23.4	24.8	25.1
Y = 4H	23.0	24.3	23.3	24.6	24.9	23.0	24.3	23.3	24.6	24.9
Y = 6H	22.9	24.1	23.3	24.4	24.8	22.9	24.1	23.3	24.4	24.8
Y = 8H	22.9	24.1	23.2	24.4	24.7	22.9	24.1	23.2	24.4	24.7
Y = 12H	22.8	24.0	23.2	24.3	24.6	22.8	24.0	23.2	24.3	24.6
X = 4H Y = 2H	23.0	24.4	23.4	24.7	25.0	23.0	24.4	23.4	24.7	25.0
Y = 3H	22.9	24.0	23.3	24.4	24.7	22.9	24.0	23.3	24.4	24.7
Y = 4H	22.8	23.8	23.2	24.2	24.5	22.8	23.8	23.2	24.2	24.5
Y = 6H	22.8	23.6	23.2	24.0	24.4	22.8	23.6	23.2	24.0	24.4
Y = 8H	22.7	23.5	23.2	23.9	24.4	22.7	23.5	23.2	23.9	24.4
Y = 12H	22.7	23.4	23.2	23.9	24.3	22.7	23.4	23.2	23.9	24.3
X = 8H Y = 4H	22.7	23.5	23.2	23.9	24.4	22.7	23.5	23.2	23.9	24.4
Y = 6H	22.7	23.3	23.1	23.8	24.2	22.7	23.3	23.1	23.8	24.2
Y = 8H	22.7	23.2	23.1	23.7	24.2	22.7	23.2	23.1	23.7	24.2
Y = 12H	22.6	23.1	23.1	23.6	24.1	22.6	23.1	23.1	23.6	24.1
X = 12H Y = 4H	22.7	23.4	23.2	23.8	24.3	22.7	23.4	23.2	23.8	24.3
Y = 6H	22.7	23.2	23.1	23.7	24.2	22.7	23.2	23.1	23.7	24.2
Y = 8H	22.6	23.1	23.1	23.6	24.1	22.6	23.1	23.1	23.6	24.1
UGR Variations with Observer Position for Luminaire Spacings S										
S = 1.0H	+1.9		-4.9		+1.9		-4.9			
S = 1.5H	+3.7		-10.9		+3.7		-10.9			
S = 2.0H	+5.7		-13.2		+5.7		-13.2			

# E7220/LED15N096170D7T8

## Colour properties

Correlated Colour Temperature : 4000

Ra: 80

## Efficiency

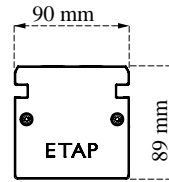
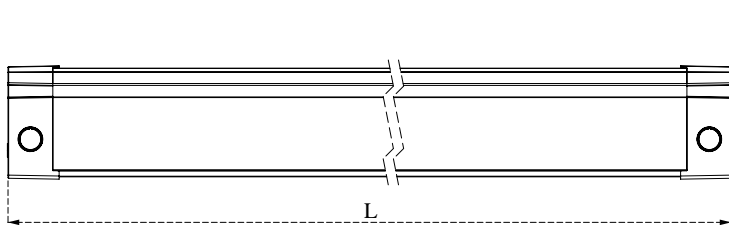
Utilisation Factors according to IES (%)

	Room Reflection Factors (%)									
	80	80	80	50	50	50	30	30	30	0
Ceiling	80	80	80	50	50	50	30	30	30	0
Walls	50	30	10	50	30	10	50	30	10	0
Floor	20	20	20	20	20	20	20	20	20	0
RCR = 1	108	106	105	102	100	99	98	97	96	90
2	98	94	91	93	90	88	90	87	85	81
3	89	84	80	84	80	77	82	78	76	72
4	80	74	70	77	72	68	75	70	67	64
5	73	67	62	70	65	61	68	63	60	57
6	67	60	55	64	58	54	63	57	54	51
7	61	54	49	59	53	49	58	52	48	46
8	56	49	44	54	48	44	53	48	44	42
9	52	45	40	50	44	40	49	44	40	38
10	48	41	37	47	40	36	46	40	36	34

Utilisation Factors according to LiTG (%)

	Room Reflection Factors (%)									
	80	80	80	50	50	50	50	50	30	0
Ceiling	80	80	80	50	50	50	50	50	30	0
Walls	50	30	50	30	50	30	50	30	30	0
Floor	30	30	10	10	30	30	10	10	10	0
k = 0.60	58	50	56	49	56	50	54	48	48	42
0.80	72	64	67	61	69	62	65	60	60	54
1.00	80	72	75	69	76	70	72	68	67	62
1.25	90	83	83	78	85	80	80	76	75	71
1.50	96	89	87	83	91	85	85	81	80	76
2.00	103	97	92	88	96	92	89	86	85	81
2.50	109	103	96	93	101	97	93	91	89	85
3.00	113	108	99	96	104	101	96	94	93	89
4.00	116	112	101	98	107	104	98	96	95	91
5.00	119	116	103	101	109	107	99	98	96	93

## Dimensional drawing



CODE	L
E7*/LED1*	1070 mm
E7*/LED15*	1570 mm
E7*/LED2*	2070 mm
E7*/LED3*	3070 mm
E7*/LED4*	4070 mm