

V3RB30M/W3M0D0X0



opbouwarmatuur • langwerpig

toepassing : Werkruimten, Auditoria, Algemene onderwijsruimten, Ruimten voor algemene gezondheidszorg

behuizing: gelakt aluminium

lichtbron : led • 3000 K

optiek : Shielded lens • Zwart polycarbonaat (PC) • zeer breedstralend

UGR classificatie : <=19

lichtstroom: 2100 lm

efficiëntie : 127 lm/W

LLMF: 97% @ 50khrs (Tq=25°C)

Product information

Mechanische eigenschappen

afmetingen : 1371 mm x 60 mm x 90 mm

kleur: RAL9005 - gitzwart (structuurlak)

type : individueel armatuur

IP: IP20

IK: IK07

Elektrische uitrusting

driver: DALI dimbaar

opgenomen vermogen : 16.6 W

spanning : 220-240V

frequentie : 50-60Hz AC

fotobiologische veiligheid : EN 62471: RISK GROUP 1 UNLIMITED

Luminantie

lichtstroom : 2100 lm

efficiëntie : 127 lm/W

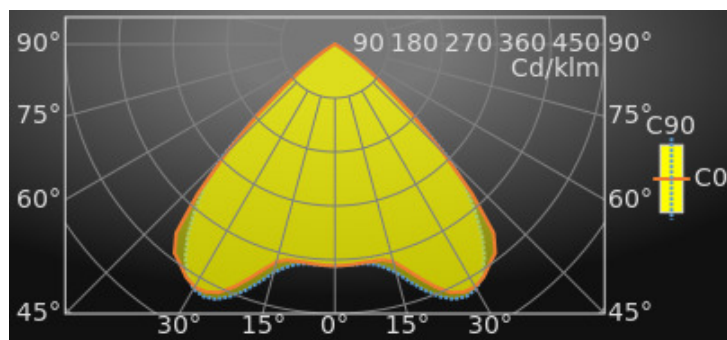
luminantie @ 65° <= : 1000 cd/m²

UGR classificatie <= : <=19

lichtgevende oppervlakte : 0.08 m²

Average Luminances (Cd/m²) for 2100lm

Gamma	C0	C30	C45	C60	C90
45°	9797	15996	18353	14693	10355
50°	4657	10141	16212	11302	4177
55°	2013	6619	8734	4776	1343
60°	305	2506	3136	2267	737
65°	0	271	889	779	311
70°	0	0	8	146	24
75°	0	0	0	0	8
80°	1	0	0	0	19
85°	0	0	0	0	0



Classificaties

CIE: 675 / 989 / 1000 / 1000 / 1000

CIE FLUXCODE : 0.67 / 0.99 / 1.00 / 1.00 / 1.00

BZ: BZ2

CAE: Symmetrical

DIN: A50 (Nach Arbeitsblatt 7)

DIN_U: Phi u = 1.00

DIN_SU: Phi su = 0.69

UTE: 1.00 C + 0.00 T

Lifetime Data (Tq=25.0°C)

Time(khrs)	LLMF(%)	Cx(%)
10	100	2
20	99	4
30	99	6
40	98	8
50	98	10
60	97	12

UGR classificatie <=

Corrected Glare Ratings for a Total Lamp Flux of 2100lm (S = 0.25H)

Room Dimensions	Room Reflection Factors (%)														
	Ceiling	Walls	Floor	70	70	50	50	30	70	70	50	50	30		
	70	70	50	50	30	70	70	50	50	30	70	70	50	50	30
	50	30	50	30	30	50	30	50	30	50	30	50	30	30	30
	20	20	20	20	20	20	20	20	20	20	20	20	20	20	20
Room Dimensions	Viewed Crosswise					Viewed Endwise									
X = 2H Y = 2H	18.7	20.4	19.1	20.7	20.9	18.4	20.1	18.7	20.3	20.6					
Y = 3H	18.6	20.1	18.9	20.3	20.6	18.2	19.7	18.6	20.0	20.3					
Y = 4H	18.5	19.9	18.8	20.2	20.5	18.1	19.5	18.5	19.8	20.1					
Y = 6H	18.4	19.7	18.8	20.0	20.3	18.1	19.3	18.4	19.7	20.0					
Y = 8H	18.4	19.6	18.7	19.9	20.2	18.0	19.2	18.4	19.6	19.9					
Y = 12H	18.3	19.5	18.7	19.8	20.2	18.0	19.2	18.4	19.5	19.8					
X = 4H Y = 2H	18.6	20.0	19.0	20.3	20.6	18.3	19.7	18.7	20.0	20.3					
Y = 3H	18.5	19.6	18.9	20.0	20.3	18.2	19.3	18.6	19.7	20.0					
Y = 4H	18.4	19.4	18.8	19.8	20.1	18.1	19.1	18.5	19.5	19.9					
Y = 6H	18.3	19.2	18.8	19.6	20.0	18.1	18.9	18.5	19.3	19.7					
Y = 8H	18.3	19.1	18.8	19.5	19.9	18.0	18.8	18.5	19.2	19.6					
Y = 12H	18.3	19.0	18.7	19.4	19.9	18.0	18.7	18.4	19.1	19.6					
X = 8H Y = 4H	18.3	19.1	18.8	19.5	19.9	18.0	18.8	18.5	19.2	19.6					
Y = 6H	18.3	18.9	18.7	19.4	19.8	18.0	18.6	18.4	19.1	19.5					
Y = 8H	18.2	18.8	18.7	19.3	19.7	17.9	18.5	18.4	19.0	19.4					
Y = 12H	18.2	18.7	18.7	19.2	19.7	17.9	18.4	18.4	18.9	19.4					
X = 12H Y = 4H	18.3	19.0	18.7	19.4	19.9	18.0	18.7	18.4	19.1	19.6					
Y = 6H	18.2	18.8	18.7	19.3	19.7	17.9	18.5	18.4	19.0	19.4					
Y = 8H	18.2	18.7	18.7	19.2	19.7	17.9	18.4	18.4	18.9	19.4					
UGR Variations with Observer Position for Luminaire Spacings S															
S = 1.0H	+2.6		-6.1		+2.6		-8.1								
S = 1.5H	+4.5		-27.5		+4.8		-16.3								
S = 2.0H	+5.2		-71.8		+5.1		-24.3								

Lichtsterkten in cd

Intensity for 2100lm

Gamma	C0	C45	C90
0°	777.2	777.2	777.2
5°	774.7	774.7	775.9
10°	772.7	770.2	783.4
15°	789.3	778.7	829.9
20°	874.3	811.9	918.9
25°	960.6	906.7	986.3
30°	982.5	995.9	990.8
35°	943.3	1058.2	914.0
40°	865.3	1083.4	764.7
45°	530.7	994.2	560.9
50°	229.3	798.3	205.7
55°	88.5	383.8	59.0
60°	11.7	120.1	28.2
65°	0.0	28.8	10.1
70°	0.0	0.2	0.6
75°	0.0	0.0	0.2
80°	0.0	0.0	0.3
85°	0.0	0.0	0.0
90°	0.0	0.0	0.0

Kleureigenschappen

Correlated Colour Temperature : 3000

Ra: 80



Rendement

Utilisation Factors according to IES (%)

	Room Reflection Factors (%)									
	80	80	80	50	50	50	30	30	30	0
Ceiling	80	80	80	50	50	50	30	30	30	0
Walls	50	30	10	50	30	10	50	30	10	0
Floor	20	20	20	20	20	20	20	20	20	0
RCR = 1	108	106	104	102	100	99	98	97	96	90
2	97	94	91	92	89	87	89	87	85	80
3	88	82	79	83	79	76	81	77	75	71
4	79	73	68	75	71	67	73	69	66	62
5	72	65	60	69	63	59	67	62	58	55
6	65	58	53	62	56	52	61	56	52	49
7	59	52	47	57	51	46	56	50	46	44
8	54	47	42	52	46	42	51	45	41	39
9	50	43	38	48	42	37	47	41	37	35
10	46	39	34	44	38	34	43	38	34	32

Utilisation Factors according to LiTG (%)

	Room Reflection Factors (%)									
	80	80	80	50	50	50	50	50	30	0
Ceiling	80	80	80	50	50	50	50	50	30	0
Walls	50	30	50	30	50	30	50	30	30	0
Floor	30	30	10	10	30	30	10	10	10	0
k = 0.60	55	47	53	46	53	46	51	45	45	39
0.80	69	61	65	59	66	59	63	58	57	51
1.00	78	70	73	67	75	68	71	66	65	59
1.25	89	81	81	76	84	78	79	74	74	69
1.50	95	88	86	81	89	84	84	80	79	74
2.00	102	96	91	87	95	90	89	85	84	80
2.50	108	102	95	92	100	96	93	90	89	84
3.00	112	107	98	96	104	100	96	93	92	88
4.00	116	112	100	98	106	103	97	96	94	90
5.00	119	115	102	100	109	106	99	98	96	92

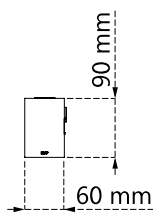
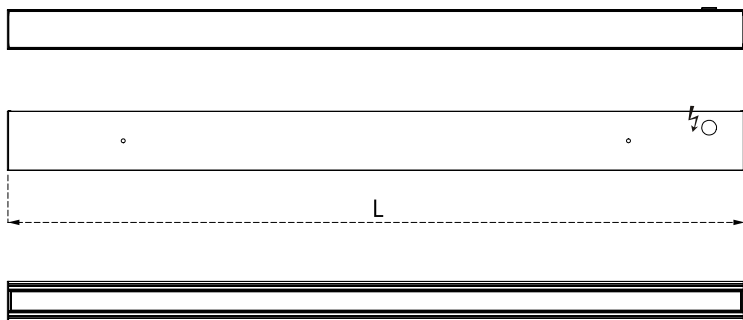
Accessoires

V3H2500 *Beugel voor plafondmontage*

V3H9900 *Installatiedossier*

V3H9960 *Installatiegereedschap*

Maatschets



CODE	L
V3WD*0*/*2*	560 mm
V3WD*0*/*3*	843 mm
V3WD*0*/*4*	1123 mm
V3WD*0*/*5*	1403 mm
V3WD*0*/*6*	1683 mm
V3WD*0*/*7*	1963 mm
V3WD*0*/*8*	2243 mm
V3WD*0*/*9*	2523 mm
V3WD*0*/*0*	2803 mm