

US3141/LEDW20S



luminária de encastrar • quadrada

aplicação : Escritório, Saúde, Ensino, Horeca, Retalho, Lazer

base: aço lacada

fonte de luz : low power LED • 3000 K

óptica : Softlight • Protecção de lampada fechada • extensiva

classificação UGR : <=19

fluxo luminoso: 2250 lm

fluxo luminoso específico : 107 lm/W

LLMF: 98% @ 50khrs (Tq=25°C)

Product information

Medidas

dimensões : 595 mm x 595 mm x 90 mm

medida encastrável : 596 mm x 100 mm x 596 mm

módulo do tecto : M600

cor: branco brilhante

tipo : luminária individual

IP: IP20

IK: IK03

Equipamento eléctrico

driver: não regulável

consumo de corrente : 21 W

tensão : 220-240V

frequência : 50-60Hz AC

segurança fotobiológica : EN 62471: RISK GROUP 0 UNLIMITED



Luminance

fluxo luminoso : 2250 lm

fluxo luminoso específico : 107 lm/W

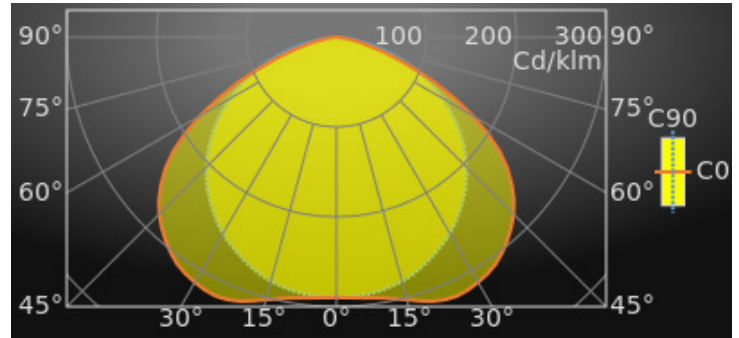
luminância @ 65° : 3000 cd/m²

classificação UGR <=19

área luminosa : 0.33 m²

Average Luminances (Cd/m²) for 2250lm

| Gamma | C0 | C30 | C45 | C60 | C90 |
|-------|------|------|------|------|------|
| 45° | 2682 | 2635 | 2541 | 2372 | 1968 |
| 50° | 2695 | 2673 | 2581 | 2426 | 1952 |
| 55° | 2628 | 2648 | 2593 | 2461 | 1915 |
| 60° | 2380 | 2526 | 2541 | 2450 | 1865 |
| 65° | 1962 | 2174 | 2341 | 2358 | 1795 |
| 70° | 1477 | 1678 | 1905 | 2129 | 1664 |
| 75° | 1009 | 1158 | 1348 | 1627 | 1465 |
| 80° | 655 | 794 | 875 | 1024 | 1150 |
| 85° | 294 | 386 | 480 | 631 | 858 |



Classificações

CIE: 447 / 801 / 970 / 1000 / 1000

CIE FLUXCODE : 0.45 / 0.80 / 0.97 / 1.00 / 1.00

BZ: BZ10/0.8/BZ5/1.25/BZ4

CAE: CAE 1/65°/CAE 2

DIN: A40 (Nach Arbeitsblatt 7)

DIN_U: Phi u = 1.00

DIN_SU: Phi su = 0.54

UTE: 1.00 F + 0.00 T



Intensidades luminosas em cd

Lifetime Data (Tq=25.0°C)

| Time(khrs) | LLMF(%) | Cx(%) |
|------------|---------|-------|
| 10 | 100 | 2 |
| 20 | 99 | 4 |
| 30 | 99 | 6 |
| 40 | 99 | 8 |
| 50 | 98 | 10 |
| 60 | 98 | 12 |

Intensity for 2250lm

| Gamma | C0 | C45 | C90 |
|-------|-------|-------|-------|
| 0° | 652.0 | 652.0 | 652.0 |
| 5° | 655.5 | 652.3 | 649.9 |
| 10° | 663.4 | 652.9 | 644.2 |
| 15° | 680.4 | 654.8 | 632.9 |
| 20° | 703.8 | 660.5 | 615.6 |
| 25° | 715.3 | 665.5 | 592.8 |
| 30° | 708.8 | 661.6 | 568.0 |
| 35° | 694.4 | 651.6 | 535.8 |
| 40° | 664.7 | 628.4 | 501.5 |
| 45° | 627.1 | 594.2 | 460.2 |
| 50° | 572.7 | 548.4 | 414.8 |
| 55° | 498.4 | 491.8 | 363.2 |
| 60° | 393.5 | 420.1 | 308.3 |
| 65° | 274.2 | 327.1 | 250.9 |
| 70° | 167.0 | 215.5 | 188.2 |
| 75° | 86.4 | 115.3 | 125.3 |
| 80° | 37.6 | 50.3 | 66.0 |
| 85° | 8.5 | 13.8 | 24.7 |
| 90° | 0.0 | 0.0 | 0.0 |

classificação UGR

Corrected Glare Ratings for a Total Lamp Flux of 2250lm (S = 0.25H)

| Ceiling Walls Floor | Room Reflection Factors (%) | | | | | | | | | |
|--|-----------------------------|------|------|------|------|----------------|------|------|------|------|
| | 70 | 70 | 50 | 50 | 30 | 70 | 70 | 50 | 50 | 30 |
| Room Dimensions | Viewed Crosswise | | | | | Viewed Endwise | | | | |
| X = 2H Y = 2H | 16.3 | 18.1 | 16.6 | 18.4 | 18.6 | 15.4 | 17.2 | 15.7 | 17.5 | 17.8 |
| Y = 3H | 17.1 | 18.8 | 17.5 | 19.1 | 19.4 | 16.9 | 18.5 | 17.2 | 18.8 | 19.1 |
| Y = 4H | 17.3 | 18.9 | 17.7 | 19.2 | 19.5 | 17.3 | 18.9 | 17.7 | 19.2 | 19.6 |
| Y = 6H | 17.3 | 18.8 | 17.7 | 19.1 | 19.5 | 17.6 | 19.1 | 18.0 | 19.4 | 19.7 |
| Y = 8H | 17.3 | 18.7 | 17.7 | 19.1 | 19.4 | 17.6 | 19.1 | 18.0 | 19.4 | 19.8 |
| Y = 12H | 17.3 | 18.6 | 17.7 | 19.0 | 19.3 | 17.7 | 19.0 | 18.1 | 19.4 | 19.7 |
| X = 4H Y = 2H | 16.9 | 18.5 | 17.2 | 18.8 | 19.1 | 16.3 | 17.8 | 16.6 | 18.2 | 18.5 |
| Y = 3H | 17.9 | 19.2 | 18.3 | 19.6 | 19.9 | 17.9 | 19.3 | 18.3 | 19.6 | 20.0 |
| Y = 4H | 18.1 | 19.3 | 18.5 | 19.7 | 20.1 | 18.5 | 19.7 | 18.9 | 20.1 | 20.5 |
| Y = 6H | 18.2 | 19.3 | 18.6 | 19.7 | 20.1 | 18.8 | 19.9 | 19.3 | 20.3 | 20.7 |
| Y = 8H | 18.2 | 19.2 | 18.6 | 19.6 | 20.0 | 18.9 | 19.9 | 19.3 | 20.3 | 20.7 |
| Y = 12H | 18.2 | 19.1 | 18.6 | 19.5 | 20.0 | 18.9 | 19.9 | 19.4 | 20.3 | 20.7 |
| X = 8H Y = 4H | 18.3 | 19.3 | 18.7 | 19.7 | 20.1 | 18.6 | 19.6 | 19.1 | 20.0 | 20.5 |
| Y = 6H | 18.4 | 19.3 | 18.9 | 19.7 | 20.2 | 19.0 | 19.9 | 19.5 | 20.3 | 20.8 |
| Y = 8H | 18.5 | 19.2 | 18.9 | 19.6 | 20.1 | 19.2 | 19.9 | 19.7 | 20.4 | 20.8 |
| Y = 12H | 18.5 | 19.1 | 19.0 | 19.6 | 20.1 | 19.3 | 19.9 | 19.7 | 20.3 | 20.9 |
| X = 12H Y = 4H | 18.3 | 19.2 | 18.7 | 19.6 | 20.1 | 18.6 | 19.5 | 19.1 | 19.9 | 20.4 |
| Y = 6H | 18.5 | 19.2 | 18.9 | 19.6 | 20.1 | 19.0 | 19.8 | 19.5 | 20.2 | 20.7 |
| Y = 8H | 18.5 | 19.1 | 19.0 | 19.6 | 20.1 | 19.2 | 19.8 | 19.7 | 20.3 | 20.8 |
| UGR Variations with Observer Position for Luminaire Spacings S | | | | | | | | | | |
| S = 1.0H | +0.1 | | -0.1 | | +0.1 | | -0.2 | | | |
| S = 1.5H | +0.6 | | -0.6 | | +0.5 | | -0.6 | | | |
| S = 2.0H | +1.1 | | -1.6 | | +0.8 | | -1.3 | | | |



Colour properties

Correlated Colour Temperature : 3000

Ra: 80

Eficiência

Utilisation Factors according to IES (%)

| | Room Reflection Factors (%) | | | | | | | | | |
|---------|-----------------------------|-----|----|----|----|----|----|----|----|----|
| Ceiling | 80 | 80 | 80 | 50 | 50 | 50 | 30 | 30 | 30 | 0 |
| Walls | 50 | 30 | 10 | 50 | 30 | 10 | 50 | 30 | 10 | 0 |
| Floor | 20 | 20 | 20 | 20 | 20 | 20 | 20 | 20 | 20 | 0 |
| RCR = 1 | 103 | 100 | 98 | 97 | 94 | 93 | 93 | 91 | 90 | 84 |
| 2 | 89 | 84 | 80 | 84 | 80 | 76 | 80 | 77 | 74 | 70 |
| 3 | 78 | 71 | 66 | 73 | 68 | 63 | 70 | 66 | 62 | 58 |
| 4 | 68 | 61 | 55 | 65 | 58 | 54 | 62 | 57 | 53 | 49 |
| 5 | 61 | 53 | 47 | 58 | 51 | 46 | 56 | 50 | 45 | 42 |
| 6 | 55 | 46 | 40 | 52 | 45 | 40 | 50 | 44 | 39 | 37 |
| 7 | 49 | 41 | 35 | 47 | 40 | 35 | 45 | 39 | 34 | 32 |
| 8 | 45 | 37 | 31 | 43 | 36 | 31 | 42 | 35 | 30 | 28 |
| 9 | 41 | 33 | 28 | 39 | 32 | 27 | 38 | 32 | 27 | 25 |
| 10 | 38 | 30 | 25 | 36 | 29 | 25 | 35 | 29 | 25 | 23 |

Utilisation Factors according to LiTG (%)

| | Room Reflection Factors (%) | | | | | | | | | |
|----------|-----------------------------|-----|----|----|-----|-----|----|----|----|----|
| Ceiling | 80 | 80 | 80 | 50 | 50 | 50 | 50 | 50 | 30 | 0 |
| Walls | 50 | 30 | 50 | 30 | 50 | 30 | 50 | 30 | 30 | 0 |
| Floor | 30 | 30 | 10 | 10 | 30 | 30 | 10 | 10 | 10 | 0 |
| k = 0.60 | 46 | 36 | 43 | 35 | 43 | 35 | 42 | 35 | 34 | 27 |
| 0.80 | 57 | 48 | 54 | 46 | 54 | 46 | 52 | 45 | 44 | 37 |
| 1.00 | 66 | 57 | 62 | 54 | 62 | 54 | 59 | 52 | 52 | 45 |
| 1.25 | 77 | 67 | 70 | 63 | 72 | 64 | 67 | 61 | 60 | 54 |
| 1.50 | 84 | 75 | 76 | 69 | 78 | 71 | 73 | 67 | 66 | 60 |
| 2.00 | 93 | 84 | 83 | 77 | 86 | 80 | 80 | 75 | 74 | 68 |
| 2.50 | 100 | 92 | 88 | 83 | 92 | 86 | 85 | 81 | 79 | 74 |
| 3.00 | 105 | 99 | 92 | 88 | 97 | 92 | 89 | 85 | 84 | 79 |
| 4.00 | 111 | 105 | 96 | 92 | 101 | 97 | 92 | 89 | 88 | 83 |
| 5.00 | 115 | 110 | 98 | 95 | 104 | 101 | 95 | 93 | 91 | 86 |

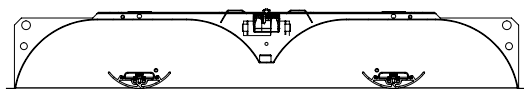

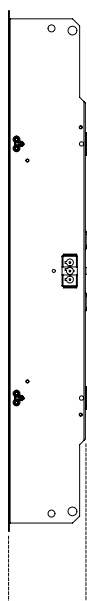
Acessórios

US01H010/600 *Moldura de encastrar, para tecto de pladur, madeira, ...*



ETAP redigiu o presente documento com o maior cuidado. No entanto, as informações contidas nesta publicação são de carácter informativo e podem sofrer alterações em função da evolução técnica. ETAP não se responsabiliza por danos de qualquer espécie, resultantes da utilização deste documento.
www.etaplighting.com // Made in Belgium

Esboço



F-F

