

E8

ETAP tomorrow's light

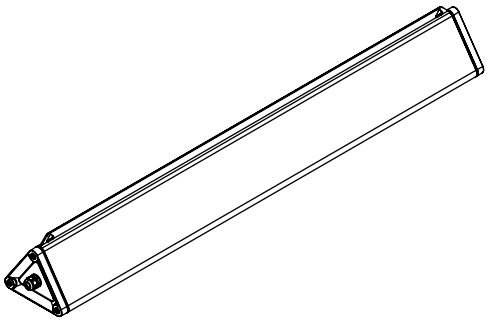

VOORBEREIDING | PREPARATION | VORBEREITUNG | PREPARACIÓN

TORX 30

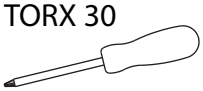

Max. 13

1

https://youtu.be/GXbczdmjgaw

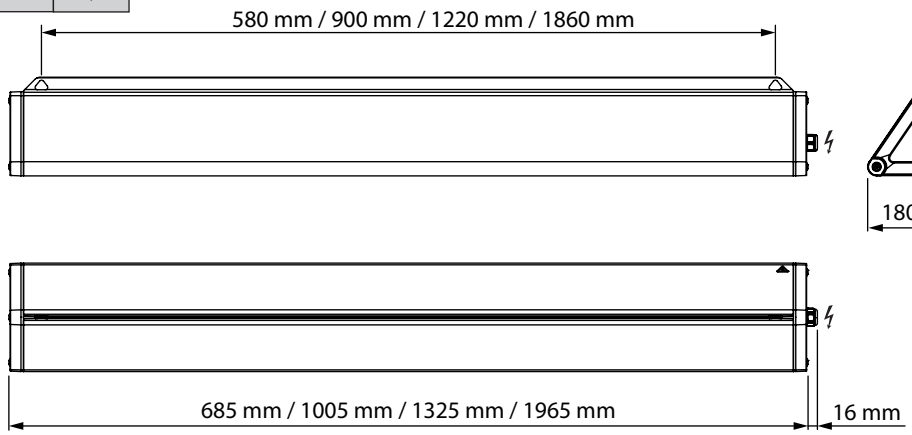

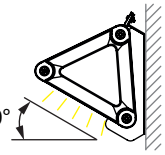

- D + IP65 - geleidend en niet geleidend stof
- D + IP65 - poussières conductrices et non conductrices
- D + IP65 - eitfähiger und nicht-leitfähiger Steub
- D + IP65 - conductive and non-conductive dust
- D + IP65 - polvo conductor y no conductor

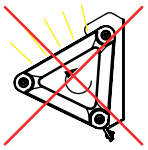

NIET voor indirect licht
PAS pour la lumière indirecte
NICHT geeignet für indirektes licht
NOT for indirect light
NO para luz indirecta

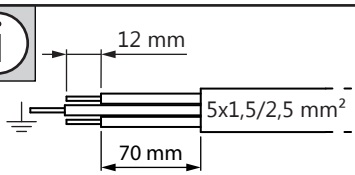

Massieve draad aangeraden. Soepele draad: gebruik adereindhuls Ø 1,8 mm, en vastmaken aan ophanging indien gependeld.

Câble monobrin recommandé. Câble multibrin : utiliser une cosse à sertir (1.8mm) et fixer la câble à la suspension dans le cas écheant.

Massive eindrähtige Leiter empfohlen, bei flexiblen, feindrähtigen Leitern Aderendhülse mit max. Ø 1,8 mm verwenden, Mantelleitung ggfls. an der Aufhängung befestigen.

Solid wire recommended. Stranded wire: use ferrule Ø 1.8 mm, and attach to suspension if applicable.

Alambre sólido recomendado. Alambre trenzado: utilice un casquillo de Ø 1,8 mm y fíjelo a la suspensión, si procede.

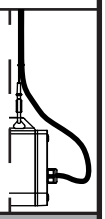

OPHANGTOEBEHOREN | ACCESSOIRES DE SUSPENSION | MONTAGEZUBEHÖR MOUNTING ACCESSORIES | ACCESORIOS DE SUSPENSIÓN

E8H301-00

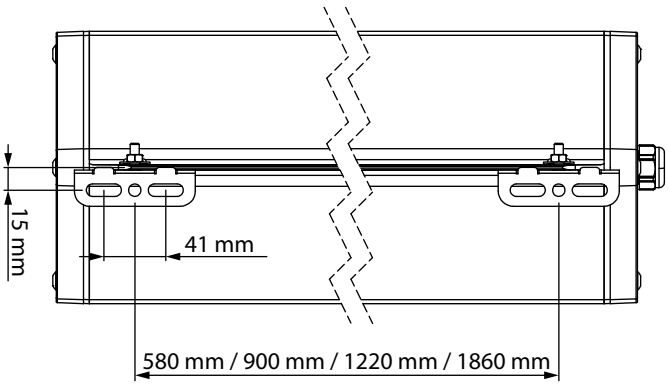

1

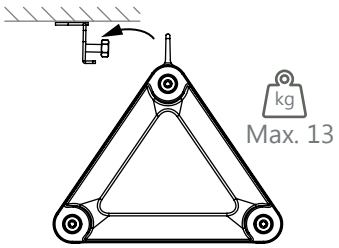

2

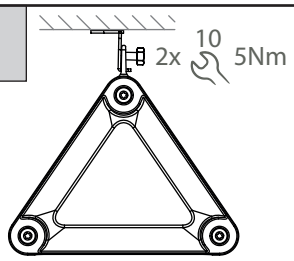

3

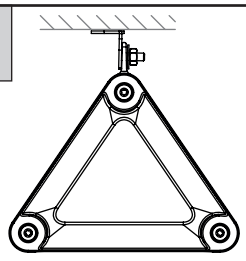

E8E3800 - 12/2022

E8H302-06

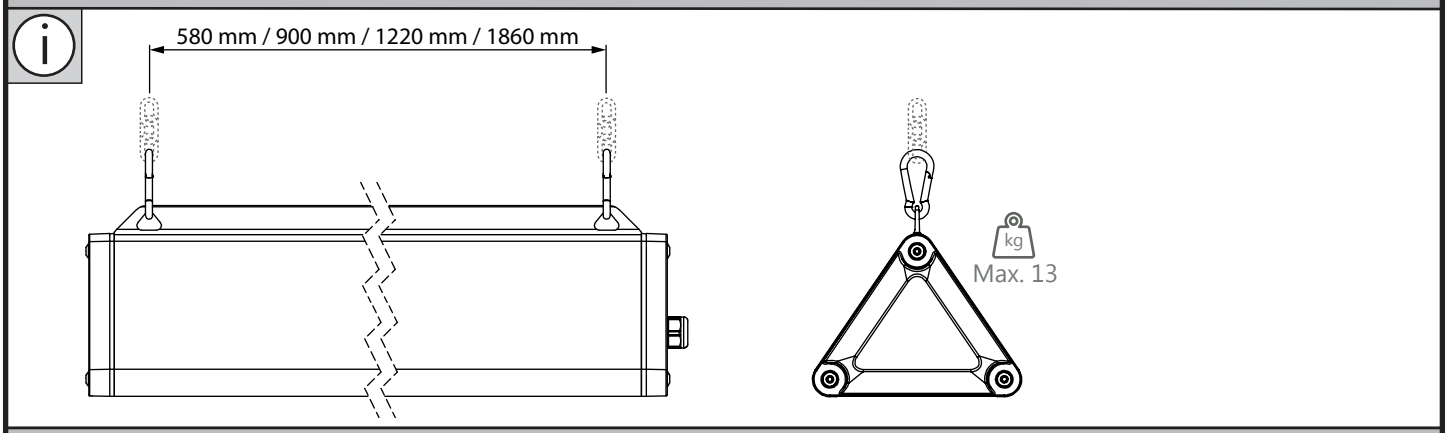

E8H303-300

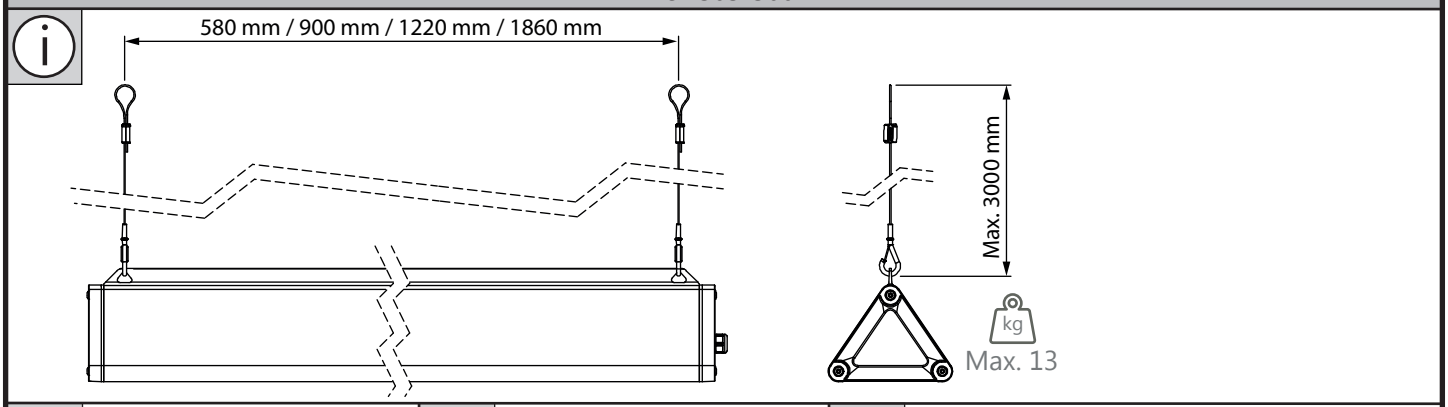

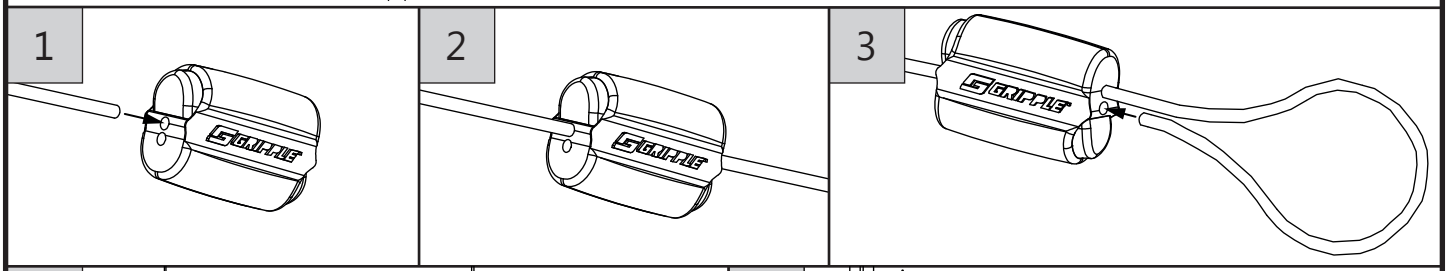

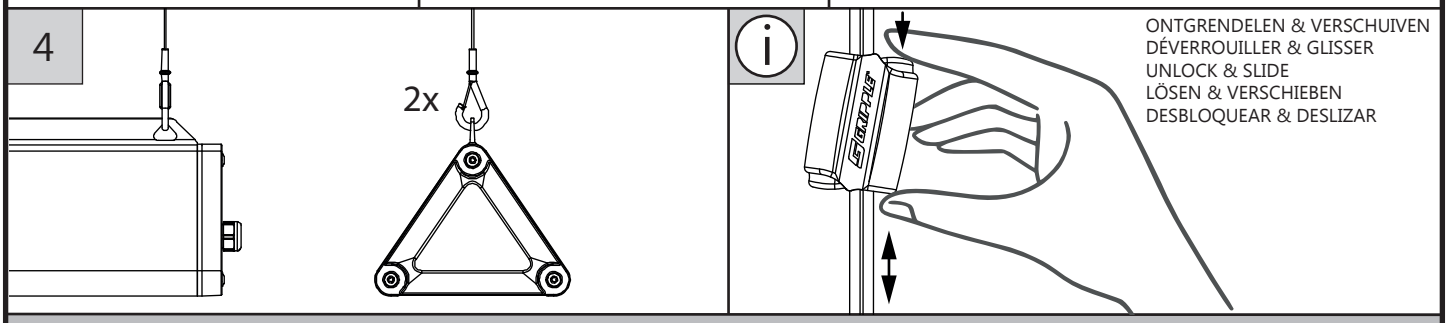

E8H304-30

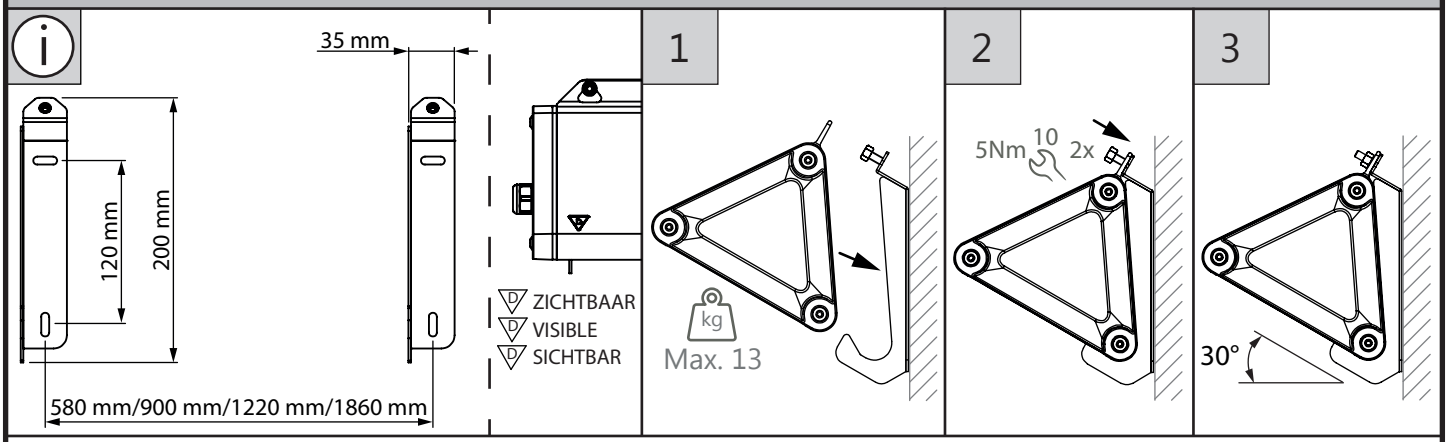

Om het risico op wurging te verminderen, moet de flexibele bedrading die op dit armatuur is aangesloten, effectief aan de muur worden bevestigd als de bedrading binnen handbereik is.
Pour réduire le risque d'étranglement, le câblage flexible connecté à ce luminaire doit être efficacement fixé au mur si le câblage est à portée de main.
Um das Risiko sich aufzuhänge zu verringern, muss die Leitungszuführung fachgerecht befestigt werden, wenn sie sich in Reichweite des Arms befindet.
To reduce the risk of strangulation the flexible wiring connected to this luminaire shall be effectively fixed to the wall if the wiring is within arm's reach.
Para reducir el riesgo de estrangulamiento, el cableado flexible conectado a esta luminaria se fijará eficazmente a la pared si el cableado está al alcance de la mano.

E8E3800 - 12/2022

INSTALLATIE | INSTALLATION | INSTALACIÓN

1

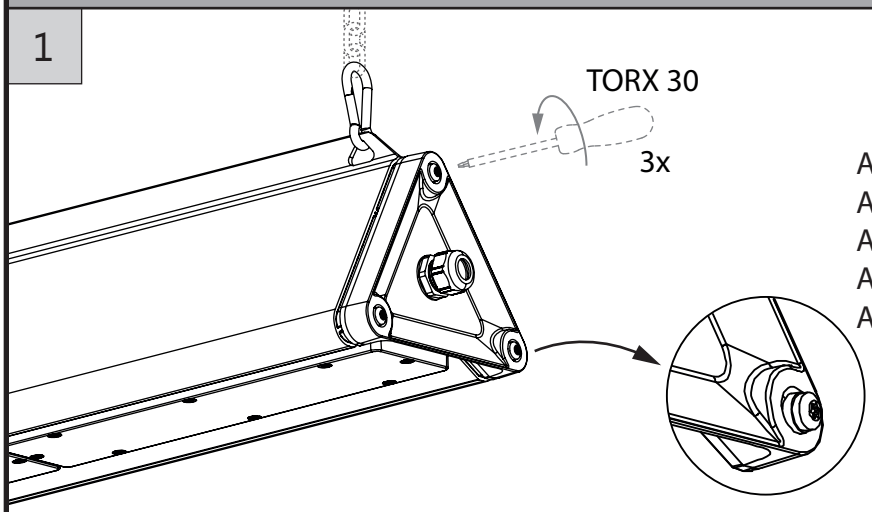

ANTI VERLIES – Schroeven niet verwijderen
ANTI PERTE - Ne pas retirer les vis
ANTIVERLUST SCHAUBEN - nicht entfernen
ANTI LOSS - Do not remove screws
ANTIPÉRDIDA - No retire los tornillos

BEDRADING | CÂBLAGE | VERDRAHTUNG | WIRING | CABLEADO

DOORVOERBEDRADING | CÂBLAGE DE PASSAGE | DURCHGANGSVERDRAHTUNG | THROUGH WIRING | CABLEADO PASANTE

2

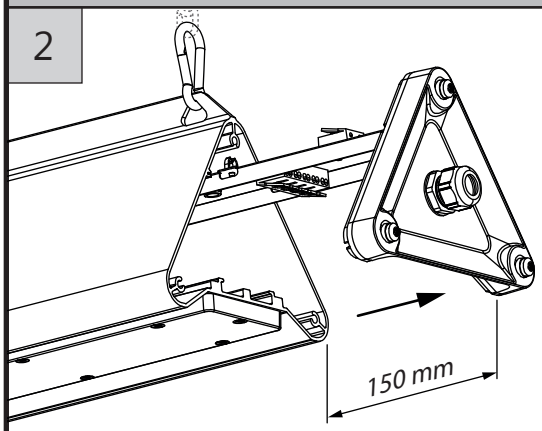

2

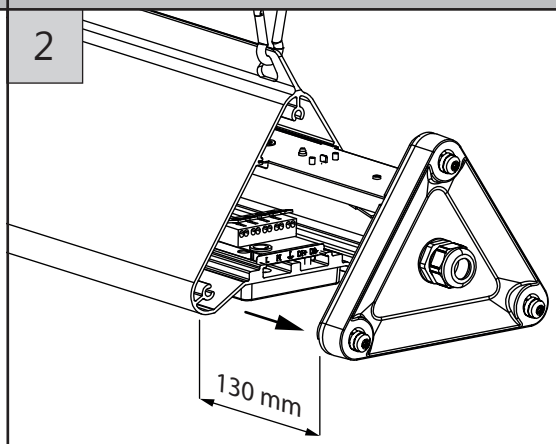

3

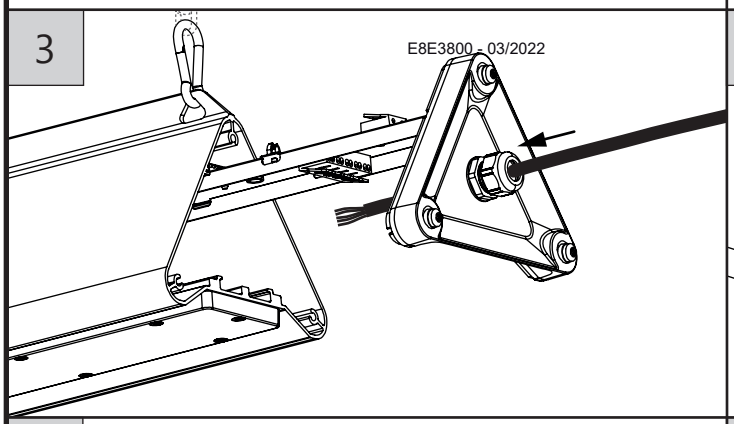

3

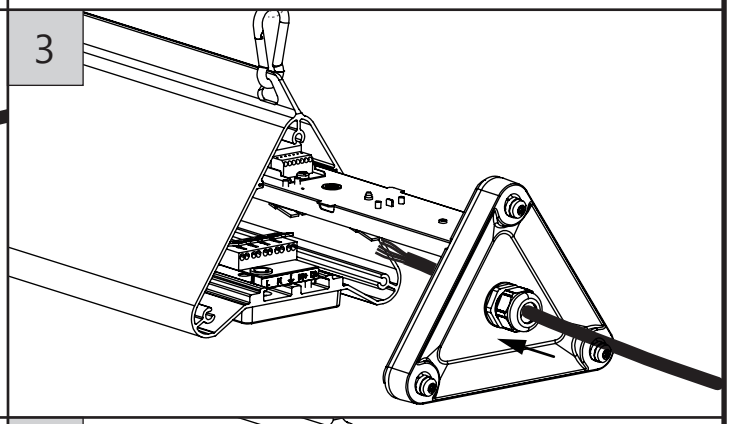

4

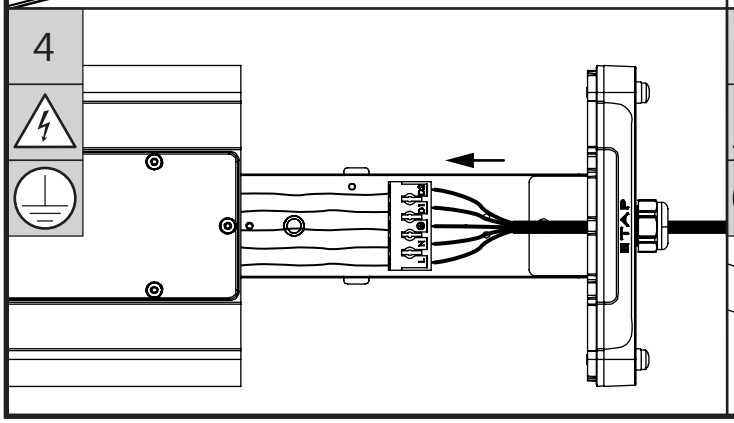

4

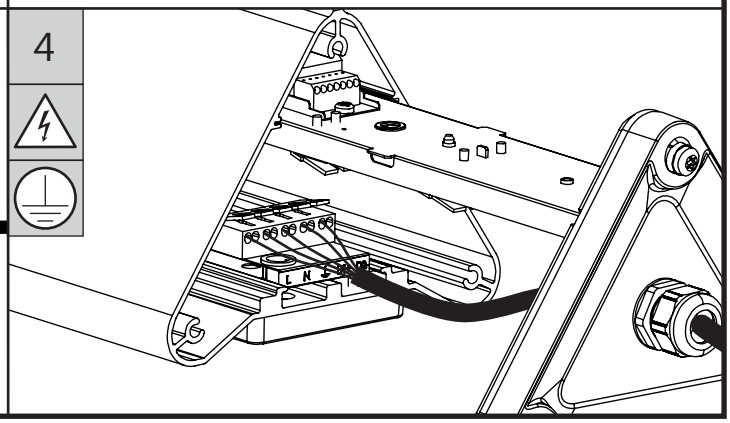

E8E3800 - 12/2022

5

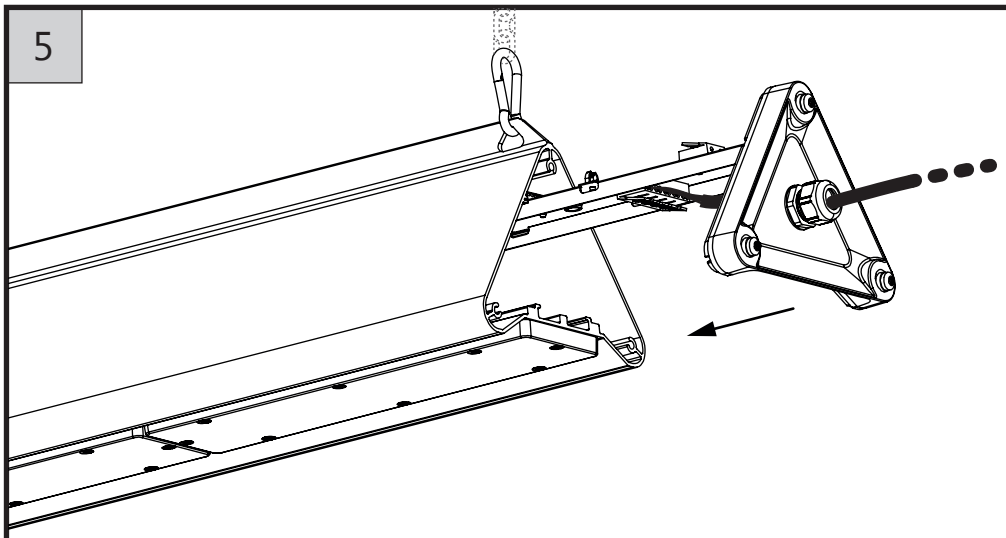

6

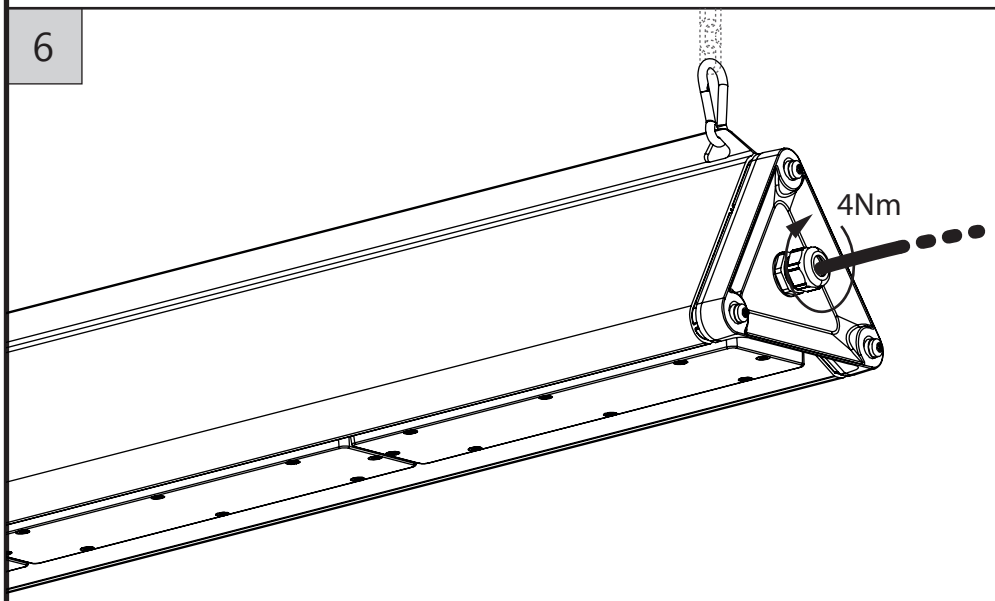

7

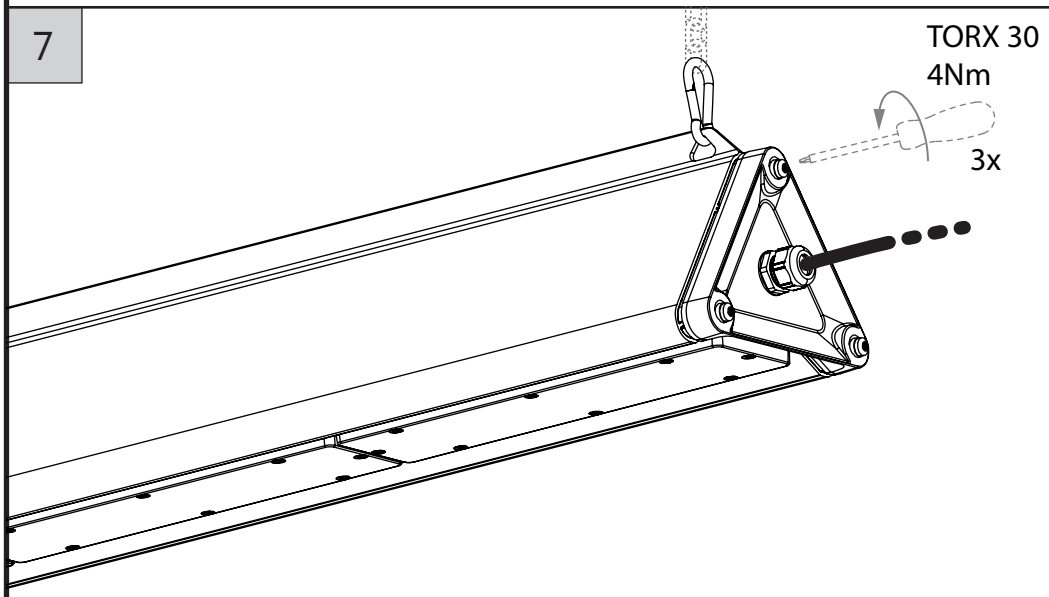

E8E3800 - 12/2022

OPTIE | OPTION | OPCIÓN

1,5M AANSLUITSNOER | 1,5M CÂBLE D'ALIMENTATION | 1,5M ANSCHLUSSLEITUNG| 1,5M CONNECTION WIRE | 1,5M CABLE DE CONEXIÓN

Temperatuursbestendigheid -25°C tot 55°C
Résistance à la température -25°C à 55°C
Temperaturbeständigkeit -25°C bis 55°C
Temperature resistance -25°C to 55°C
Resistencia a la temperatura -25°C a 55°C

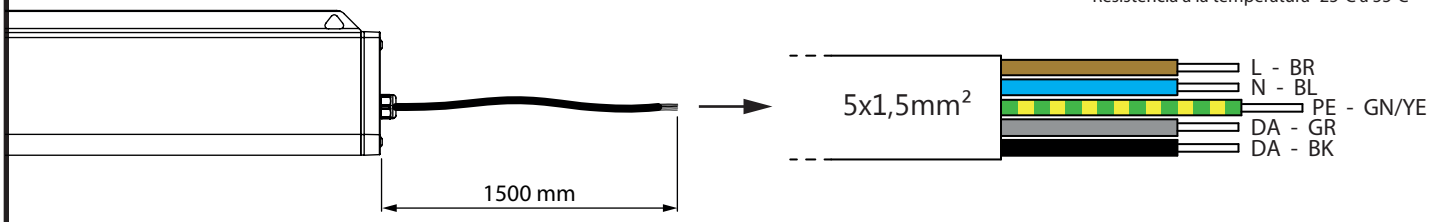

Klemmenblok niet inbegrepen. Als het externe flexibele snoer van deze armatuur is beschadigd, mag deze uitsluitend worden vervangen door de fabrikant of zijn serviceagent of een vergelijkbaar gekwalificeerd persoon om gevaar te vermijden.

Bornier non inclus. Si le cordon flexible externe de ce luminaire est endommagé, il doit être remplacé exclusivement par le fabricant ou son agent de service ou une personne qualifiée similaire afin d'éviter un danger.

Eine Anschlussklemme ist nicht enthalten. Wenn Gefahr durch Bei Beschädigungen am Anschlusskabel besteht, darf das Kabel ausschließlich vom Hersteller der Leuchte, seinem Servicemitarbeiter oder einer entsprechend qualifizierten Fachkraft ausgetauscht werden.

Terminal block not included. If the external flexible cord of this luminaire is damaged, it shall be exclusively replaced by the manufacturer or his service agent or a similar qualified person in order to avoid a hazard.

Bloque de terminales no incluido. Si el cordón flexible externo de esta luminaria está dañado, podrá ùnicamente ser reemplazado por el fabricante o su agente de servicio o una persona calificada similar para evitar un accidente o peligro.

M25 WARTEL | M25 PRESSE-ÉTOUPE | M25 KABELVERSCHRAUBUNG M25 CABLE GLAND | M25 PRENSAESTOPAS

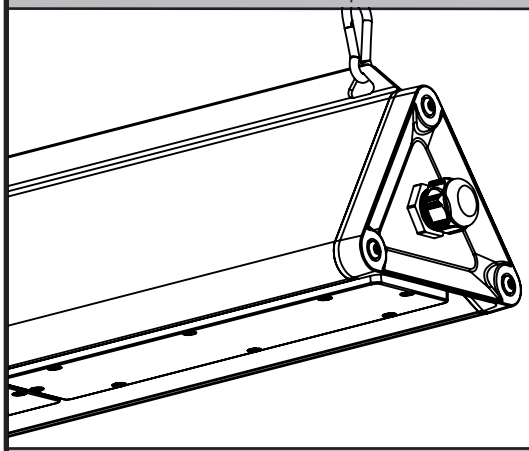

WIELAND (RST20i5)

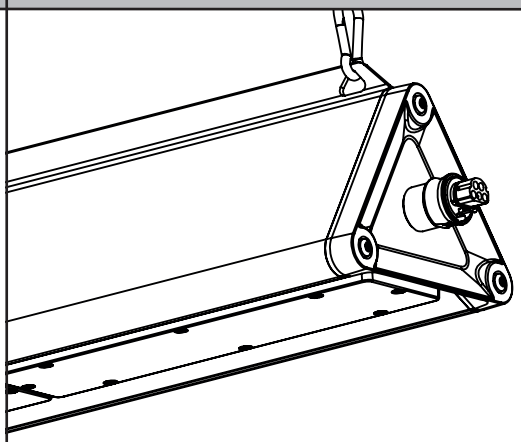

2XM20 WARTEL | 2XM20 PRESSE-ÉTOUPE 2XM20 KABELVERSCHRAUBUNG | 2XM20 CABLE GLAND 2XM20 PRENSAESTOPAS

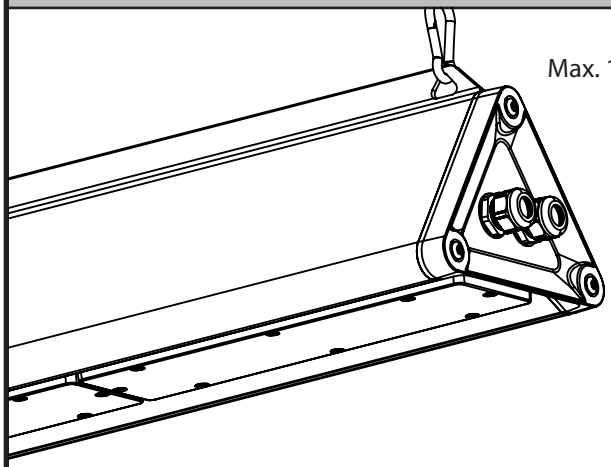

EasyDim Hybrid Industry

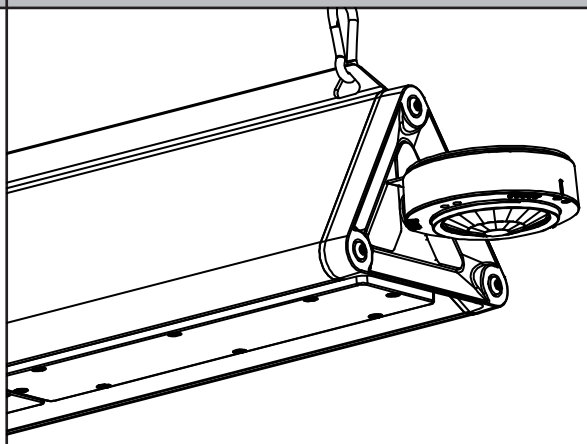

Master/slave: Max. 20 DALI devices, including luminaire own driver(s)
Master/slave: Max. 20 DALI apparaten, inclusief armatuur eigen driver(s)
Maître/esclave : Max. 20 appareils DALI, y compris le(s) driver(s) propre(s) au luminaire
Maestro/esclavo: Máx. 20 dispositivos DALI, incluidos los drivers propios de las luminarias
Master/Slave: Max. 20 DALI-Geräte, einschließlich Leuchten eigener Treiber

E8E3800 - 12/2022

OPTIE | OPTION | OPCIÓN

EASYAIR SENSOR

Gebruik de Philips Masterconnect-app om de firmware bij te werken en het apparaat in te stellen
Use the Philips Masterconnect app to update the firmware and set up the device
Verwenden Sie die Philips Masterconnect-App, um die Firmware zu aktualisieren und das Gerät einzurichten
Utilisez l'application Philips Masterconnect pour mettre à jour le micrologiciel et configurer l'appareil
Use la aplicación Philips Masterconnect para actualizar el firmware y configurar el dispositivo

Philips Masterconnect

GET IT ON Google Play

Available on the App Store

Sensorlocatie voor daglichtregeling | Sensor location for daylight regulation
Emplacement du capteur pour la régulation de la lumière du jour
Ubicación del sensor para la regulación de la luz del día | Sensorstandort für Tageslichtregulierung

Frequency Band/Frequentieband/Frequenzband **2.4 Ghz**
Bande de fréquence/Banda de frecuencia:
Maximum Transmitted Power/Maximaal zendvermogen
Maximale Sendeleistung/Puissance maximale transmise **+ 4 dBm ERP**
Potencia máxima transmitida:

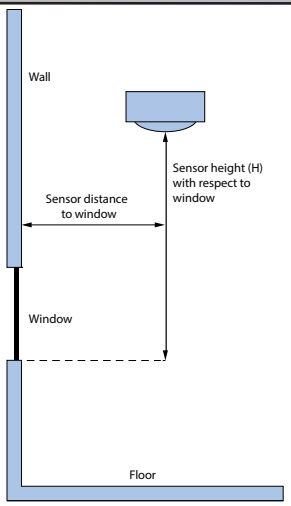

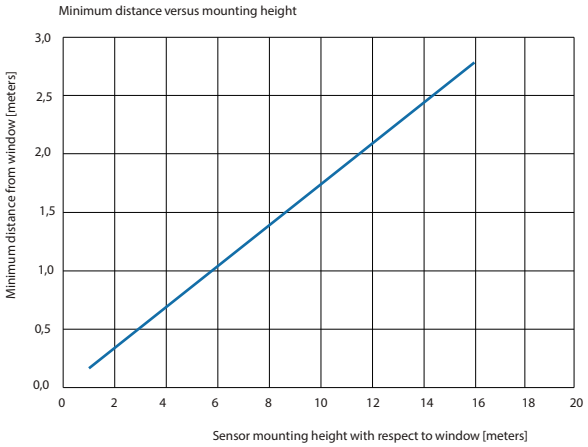

Sensordekking voor aanwezigheidsdetectie | Sensor coverage for presence detection
Couverture du capteur pour la détection de présence | Cobertura del sensor para la detección de presencia
Erfassungsbereich zur Anwesenheitserkennung

Wireless connect max. 120 luminiares

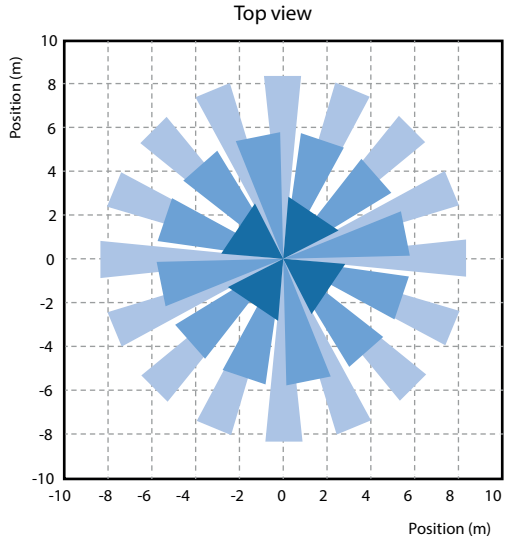

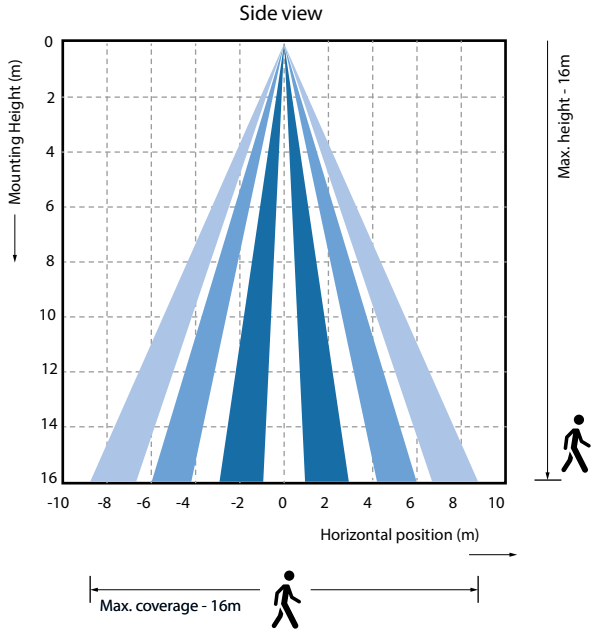

For wirelessly grouping multiple luminaires, install luminiares within a 15 meter line-of-sight from each other
Voor het draadloos groeperen van meerdere armaturen, installeer armaturen binnen een zichtlijn van 15 meter van elkaar
Pour regrouper plusieurs luminaires sans fil, installez des luminaires à moins de 15 mètres les uns des autres
Para agrupar varias luminarias de forma inalámbrica, instale las luminarias dentro de una línea de visión de 15 metros entre sí
Um mehrere Leuchten drahtlos zu gruppieren, installieren Sie die Leuchten max 15 m in Sichtweite zueinander

De gegevens in deze publicatie zijn zonder verbintenis en kunnen wijzigen ingevolge technische evolutie.

Les données dans cette publication sont sans engagement et peuvent subir des modifications en fonction de l'évolution technique.

Die in dieser Publikation verwendeten Angaben sind unverbindlich und können sich infolge technischer Entwicklung verändern.

Information is provided without obligation, and may be modified as a result of technical developments.

Esta información no tiene carácter contractuel y puede ser modificada como resultado de continuos desarrollos técnicos.

E8E3800 - 12/2022

ETAP Lighting International NV | Antwerpsesteenweg 130 - 2390 Malle - Belgium
Tel. +32 (0)3 310 02 11
www.etaplighting.com